

INDEPENDENT AUDITOR'S REPORT

To,
The Members of
Shrinivasa Agro Foods Private Limited

Report on the audit of the Standalone Financial Statements

Opinion

We have audited the accompanying Standalone financial statements of **Shrinivasa Agro Foods Private Limited** (hereinafter referred to as "the Company") which comprise the Balance sheet as at March 31, 2022, the Statement of Profit and Loss (including Other Comprehensive Income), the Statement of Cash Flows and the Statement of Changes in Equity for the year then ended, and notes to the financial statements, including a summary of the significant accounting policies and other explanatory information.

In our opinion and to the best of our information and according to the explanations given to us, the aforesaid standalone financial statements give the information required by the Companies Act, 2013 ("the Act") in the manner so required and give a true and fair view in conformity with the Indian Accounting Standards prescribed under Section 133 of the Act read with the Companies (Indian Accounting Standards) Rules, 2015, as amended, ("Ind AS") and other accounting principles generally accepted in India, of the state of affairs of the Company as at March 31, 2022, and its profit, total comprehensive income, its cash flows and the changes in equity for the year ended on that date.

Basis for Opinion

We conducted our audit of the standalone financial statements in accordance with the Standards on Auditing specified under Section 143(10) of the Act (SAs). Our responsibilities under those Standards are further described in the Auditor's Responsibility for the Audit of the Standalone Financial Statements section of our report. We are independent of the Company in accordance with the Code of Ethics issued by the Institute of Chartered Accountants of India (ICAI) together with the ethical requirements that are relevant to our audit of the standalone financial statements under the provisions of the Act and the Rules made thereunder, and we have fulfilled our other ethical responsibilities in accordance with these requirements and the ICAI's Code of Ethics. We believe that the audit evidence obtained by us is sufficient and appropriate to provide a basis for our audit opinion on the standalone financial statements.

Key Audit Matters

Key audit matters are those matters that, in our professional judgment, were of most significance in our audit of the standalone financial statements of the current period. These matters were addressed in the context of our audit of the standalone financial statements as a whole, and in forming our opinion thereon, and we do not provide a separate opinion on these matters. We have determined the matters described below to be the key audit matters to be communicated in our report.



Sr. No.	Key Audit Matter	Auditor's Response
1	<p>Revenue recognition (as described in note 1.16 of the standalone financial statements)</p> <p>For the year ended March 31, 2022 the Company has recognized revenue from sale of products of Rs. 24,932.93 lacs.</p> <p>Revenue from sale of products is recognized when the significant risk and rewards of ownership of the goods have been transferred to the customer which generally coincide with the shipment or delivery of goods, recovery of consideration is probable, the associated costs and possible return of goods can be estimated reliably, there is no continuing management involvement with the goods and the amount of revenue can be measured reliably. The Company considers estimated time of delivery of goods and this has an impact on the timing and extent of revenue recognition from sale of products. The varied terms that define when title, risk and rewards are transferred to the customer, as well as the high volume of transactions, give rise to the risk that revenue could be recognized in the incorrect period for sales transactions occurring on and around the year end.</p> <p>Accordingly, due to the significant risk associated with revenue recognition, it has been determined to be a key audit matter in our audit of the standalone financial statements.</p>	<p>Our audit procedures included the following:</p> <ul style="list-style-type: none"> • Evaluated the Company's revenue recognition policy and its compliance in terms of Ind AS 115 'Revenue from contracts with customers'. • Understood and tested the operating effectiveness of internal controls as established by the management in relation to revenue recognition. • Performed sales transactions testing based on a representative sampling and traced to sales invoices and other related documents to ensure that the related revenues and trade receivables are recorded appropriately taking into consideration the terms and conditions of the agreements with customers, including the shipping terms. • Tested sales transactions made near the year end by agreeing a sample of sales transactions occurring around the year end to supporting documentation including customer confirmation of receipt of goods to establish that sales and corresponding trade receivables are properly recorded in the correct period. • Performed monthly analytical review of revenue from sale of goods by streams to identify any unusual trends. • Assessed the relevant disclosures made within the standalone financial statements

Information Other than the Financial Statements and Auditor's Report Thereon

The Company's management and Board of Directors are responsible for the other information. The other information comprises the information included in the Company's annual report, but does not include the financial statements and our auditors' report thereon. The Company's annual report is expected to be made available to us after the date of this auditor's report.

Our opinion on the standalone financial statements does not cover the other information and we do not express any form of assurance conclusion thereon.



In connection with our audit of the standalone financial statements, our responsibility is to read the other information and, in doing so, consider whether the other information is materially inconsistent with the standalone financial statements or our knowledge obtained during the course of our audit or otherwise appears to be materially misstated.

If, based on the work we have performed, we conclude that there is a material misstatement of this other information, we are required to report that fact. We have nothing to report in this regard.

Management's and Board of Director's Responsibilities for the Standalone Financial Statements

The Company's Board of Directors is responsible for the matters stated in Section 134(5) of the Act with respect to the preparation of these standalone financial statements that give a true and fair view of the financial position, financial performance including other comprehensive income, cash flows and changes in equity of the Company in accordance with the Ind AS and other accounting principles generally accepted in India. This responsibility also includes maintenance of adequate accounting records in accordance with the provisions of the Act for safeguarding the assets of the Company and for preventing and detecting frauds and other irregularities; selection and application of appropriate accounting policies; making judgments and estimates that are reasonable and prudent; and design, implementation and maintenance of adequate internal financial controls, that were operating effectively for ensuring the accuracy and completeness of the accounting records, relevant to the preparation and presentation of the standalone financial statements that give a true and fair view and are free from material misstatement, whether due to fraud or error.

In preparing the standalone financial statements, management is responsible for assessing the Company's ability to continue as a going concern, disclosing, as applicable, matters related to going concern and using the going concern basis of accounting unless management either intends to liquidate the Company or to cease operations, or has no realistic alternative but to do so.

The Board of Directors is also responsible for overseeing the Company's financial reporting process.

Auditor's Responsibility for the Audit of the Standalone Financial Statements

Our objectives are to obtain reasonable assurance about whether the standalone financial statements as a whole are free from material misstatement, whether due to fraud or error, and to issue an auditor's report that includes our opinion. Reasonable assurance is a high level of assurance, but is not a guarantee that an audit conducted in accordance with SAs will always detect a material misstatement when it exists. Misstatements can arise from fraud or error and are considered material if, individually or in the aggregate, they could reasonably be expected to influence the economic decisions of users taken on the basis of these standalone financial statements.

As part of an audit in accordance with SAs, we exercise professional judgment and maintain professional skepticism throughout the audit. We also:

- Identify and assess the risks of material misstatement of the standalone financial statements, whether due to fraud or error, design and perform audit procedures responsive to those risks, and obtain audit evidence that is sufficient and appropriate to provide a basis for our opinion. The risk of not detecting a material misstatement resulting from fraud is higher than for one resulting from error, as fraud may involve collusion, forgery, intentional omissions, misrepresentations, or the override of internal control.



- Obtain an understanding of internal financial control relevant to the audit in order to design audit procedures that are appropriate in the circumstances. Under Section 143(3)(i) of the Act, we are also responsible for expressing our opinion on whether the Company has adequate internal financial controls system in place and the operating effectiveness of such controls.
- Evaluate the appropriateness of accounting policies used and the reasonableness of accounting estimates and related disclosures made by the management.
- Conclude on the appropriateness of management's use of the going concern basis of accounting and, based on the audit evidence obtained, whether a material uncertainty exists related to events or conditions that may cast significant doubt on the Company's ability to continue as a going concern. If we conclude that a material uncertainty exists, we are required to draw attention in our auditor's report to the related disclosures in the standalone financial statements or, if such disclosures are inadequate, to modify our opinion. Our conclusions are based on the audit evidence obtained up to the date of our auditor's report. However, future events or conditions may cause the Company to cease to continue as a going concern.
- Evaluate the overall presentation, structure and content of the standalone financial statements, including the disclosures, and whether the standalone financial statements represent the underlying transactions and events in a manner that achieves fair presentation.

Materiality is the magnitude of misstatements in the standalone financial statements that, individually or in aggregate, makes it probable that the economic decisions of a reasonably knowledgeable user of the standalone financial statements may be influenced. We consider quantitative materiality and qualitative factors in

- (i) planning the scope of our audit work and in evaluating the results of our work; and
- (ii) to evaluate the effect of any identified misstatements in the standalone financial statements.

We communicate with those charged with governance regarding, among other matters, the planned scope and timing of the audit and significant audit findings, including any significant deficiencies in internal control that we identify during our audit.

We also provide those charged with governance with a statement that we have complied with relevant ethical requirements regarding independence, and to communicate with them all relationships and other matters that may reasonably be thought to bear on our independence, and where applicable, related safeguards.

From the matters communicated with those charged with governance, we determine those matters that were of most significance in the audit of the standalone financial statements of the current period and are therefore the key audit matters. We describe these matters in our auditor's report unless law or regulation precludes public disclosure about the matter or when, in extremely rare circumstances, we determine that a matter should not be communicated in our report because the adverse consequences of doing so would reasonably be expected to outweigh the public interest benefits of such communication.



Report on Other Legal and Regulatory Requirements

1. As required by section 143(3) of the Act, based on our audit we report that:
 - a. We have sought and obtained all the information and explanations which to the best of our knowledge and belief were necessary for the purpose of our audit.
 - b. In our opinion, proper books of account as required by law have been kept by the Company so far as it appears from our examination of those books.
 - c. The Balance Sheet, the Statement of Profit and Loss including Other Comprehensive Income, the Statement of Cash Flows and the Statement of Changes in Equity dealt with by this Report are in agreement with the books of account.
 - d. In our opinion, the aforesaid Standalone financial statements comply with the Accounting Standards prescribed under section 133 of the Act.
 - e. On the basis of the written representations received from the directors as on March 31, 2022 taken on record by the Board of Directors, none of the directors is disqualified as on March 31, 2022 from being appointed as a director in terms of Section 164(2) of the Act.
 - f. With respect to the adequacy of the internal financial controls over financial reporting of the Company and the operating effectiveness of such controls, refer to our separate Report in "Annexure A". Our report expresses an unmodified opinion on the adequacy and operating effectiveness of the Company's internal financial controls over financial reporting.
 - g. With respect to the other matters to be included in the Auditor's Report in accordance with the requirements of section 197(16) of the Act, as amended, in our opinion and to the best of our information and according to the explanations given to us, the remuneration paid/payable by the Company to its directors during the year is in accordance with the provisions of section 197 of the Act.
 - h. With respect to the other matters to be included in the Auditor's Report in accordance with Rule 11 of the Companies (Audit and Auditors) Rules, 2014, as amended in our opinion and to the best of our information and according to the explanations given to us:
 - i. The Company has disclosed the impact of pending litigations on its financial position in its standalone financial statements.;
 - ii. The Company did not have any long-term contracts including derivative contracts for which there were any material foreseeable losses;
 - iii. There has been no delay in transferring amounts, required to be transferred, to the Investor Education and Protection Fund by the Company during the year ended March 31, 2022.
2. As required by the Companies (Auditor's Report) Order, 2016 ("the Order") issued by the Central Government in terms of Section 143(11) of the Act, we give in "Annexure B" a statement on the matters specified in paragraphs 3 and 4 of the Order.



Place: Nanded
Date: May 30, 2022

For Falor Jhavar Khatod & Co.
Chartered Accountants
Firm Registration No. 104223W

CA Jaiprakash S. Falor
Partner
Membership No. 043337
UDIN: 22043337AJYABJ1255

Annexure A to the Independent Auditors' Report

(Referred to in paragraph 1 (f) under 'Report on Other Legal and Regulatory Requirements' section of our report of even date)

Report on the Internal Financial Controls over Financial Reporting under Clause (l) of sub-section 3 of Section 143 of the Companies Act, 2013 ('the Act')

We have audited the internal financial controls over financial reporting of **Shrinivasa Agro Foods Private Limited** ('the Company') as of March 31, 2022 in conjunction with our audit of the standalone financial statements of the Company for the year ended on that date.

Management's Responsibility for Internal Financial Controls

The Company's management is responsible for establishing and maintaining internal financial controls based on the internal control over financing reporting criteria established by the company considering the essential components of internal control stated in the Guidance Note on Audit of Internal Financial Controls over Financial Reporting issued by the Institute of Chartered Accountants of India ('ICAI'). These responsibilities include the design, implementation and maintenance of adequate internal financial controls that were operating effectively for ensuring the orderly and efficient conduct of its business, including adherence to the Company's policies, the safeguarding of its assets, the prevention and detection of frauds and errors, the accuracy and completeness of the accounting records, and the timely preparation of reliable financial information, as required under the Companies Act, 2013.

Auditor's Responsibility

Our responsibility is to express an opinion on the Company's internal financial controls over financial reporting based on our audit. We conducted our audit in accordance with the Guidance Note on Audit of Internal Financial Controls over Financial Reporting (the 'Guidance Note') and the Standards on Auditing, both issued by ICAI and deemed to be prescribed under Section 143(10) of the Companies Act, 2013, to the extent applicable to an audit of Internal Financial Controls. Those Standards and the Guidance Note require that we comply with ethical requirements and plan and perform the audit to obtain reasonable assurance about whether adequate internal financial controls over financial reporting were established and maintained and if such controls operated effectively in all material respects.

Our audit involves performing procedures to obtain audit evidence about the adequacy of the internal financial controls system over financial reporting and their operating effectiveness. Our audit of internal financial controls over financial reporting included obtaining an understanding of internal financial controls over financial reporting, assessing the risk that a material weakness exists, and testing and evaluating the design and operating effectiveness of internal control based on the assessed risk. The procedures selected depend on the auditors' judgment, including the assessment of the risks of material misstatement of the financial statements, whether due to fraud or error.

We believe that the audit evidence we have obtained is sufficient and appropriate to provide a basis for our audit opinion on the Company's internal financial controls system over financial reporting.



Meaning of Internal Financial Controls over Financial Reporting

A Company's internal financial control over financial reporting is a process designed to provide reasonable assurance regarding the reliability of financial reporting and the preparation of financial statements for external purposes in accordance with generally accepted accounting principles. A Company's internal financial control over financial reporting includes those policies and procedures that

- (1) pertain to the maintenance of records that, in reasonable detail, accurately and fairly reflect the transactions and dispositions of the assets of the Company;
- (2) provide reasonable assurance that transactions are recorded as necessary to permit preparation of financial statements in accordance with generally accepted accounting principles, and that receipts and expenditures of the Company are being made only in accordance with authorizations of the Management and Directors of the Company; and
- (3) provide reasonable assurance regarding prevention or timely detection of unauthorized acquisition, use, or disposition of the Company's assets that could have a material effect on the financial statements.

Inherent Limitations of Internal Financial Controls over Financial Reporting

Because of the inherent limitations of internal financial controls over financial reporting, including the possibility of collusion or improper management override of controls, material misstatements due to error or fraud may occur and not be detected. Also, projections of any evaluation of the internal financial controls over financial reporting to future periods are subject to the risk that the internal financial control over financial reporting may become inadequate because of changes in conditions, or that the degree of compliance with the policies or procedures may deteriorate.

Opinion

In our opinion, to the best of our information and according to the explanations given to us, the Company has, in all material respects, an adequate internal financial controls system over financial reporting and such internal financial controls over financial reporting were operating effectively as at March 31, 2022, based on the internal control over financial reporting criteria established by the Company considering the essential components of internal control stated in the Guidance Note on Audit of Internal Financial Controls over Financial Reporting issued by the Institute of Chartered Accountants of India.

Place: Nanded
Date: May 30, 2022



For Falor Jhavar Khatod & Co.
Chartered Accountants
Firm Registration No. 104223W

A handwritten signature in blue ink, appearing to read "Jaiprakash S. Falor".

CA Jaiprakash S. Falor
Partner
Membership No. 043337
UDIN: 22043337AJYABJ1255

Annexure B to Independent Auditors' Report

(Referred to in Paragraph 2 under the heading of "Report on Other Legal and Regulatory Requirements" of our report of even date)

In terms of the information and explanations sought by us and given by the company and the books of account and records examined by us in the normal course of audit and to the best of our knowledge and belief, we state that:

- i. (a) (A) The Company has maintained proper records showing full particulars, including quantitative details and situation of Property, Plant and Equipment.
(B) The Company does not hold any Intangible Assets during the financial year. Hence reporting under paragraph 3(i)(a)(B) of the Order is not applicable.
- (b) The Property, Plant and Equipment were physically verified during the year by the Management in accordance with a regular program of verification, which, in our opinion, provides for physical verification of all the Property, plant and equipment at reasonable intervals. According to the information and explanations given to us, no material discrepancies were noticed on such verification.
- (c) According to the information & explanations given to us & on the basis of our examination of the records of the Company, the title deed of one freehold immovable property amounting to Rs.6.37 Lacs is held in the name of Shriram U. Medewar, Director of the company.
- (d) The Company has not revalued any of its Property, Plant and Equipment (including right-of-use assets) and intangible assets during the year.
- (e) No proceedings have been initiated during the year or are pending against the Company as at March 31, 2022 for holding any benami property under the Benami Transactions (Prohibition) Act, 1988 (as amended in 2016) and rules made there under.
- ii. (a) The management has conducted physical verification of inventory including inventory lying with third parties at reasonable intervals during the year. In our opinion, the coverage and the procedure of such verification by the management is appropriate. No discrepancies of 10% or more in aggregate for each class of inventory were noticed on such physical verification.
- (b) According to the information and explanations given to us and on the basis of our examination of the records of the Company, the Company has been sanctioned working capital limits in excess of five crore rupees, in aggregate, from banks on the basis of security of current assets. In our opinion, the quarterly returns or statements filed by the Company with such banks are in agreement with the books of account of the Company in respective quarters.



- iii. (a) According to the information and explanations given by the management, during the year the Company has the Company has provided loans and stood guarantee to other entities, the details of which are tabulated below:

(Rs. In Lakhs)

	Loans	Advance in Nature of Loans	Guarantees (Financial guarantees)	Security
Aggregate amount granted/ provided during the year				
- Subsidiaries	-	-	-	-
- Joint ventures	-	-	-	-
- Associates	-	-	-	-
- Others	1260.00	-	-	-
Balance outstanding as at the balance sheet date in respect of above cases				
- Subsidiaries	-	-	-	-
- Joint ventures	-	-	-	-
- Associates	-	-	-	-
- Others	500.00	-	-	-

(b) According to the information and explanations given to us and based on audit procedures performed by us, we are of the opinion that the investments made, guarantees provided, securities given and the terms and conditions of all loans granted are not prejudicial to the company's interest.

(c) According to the information and explanations given to us and based on audit procedures performed by us, in respect of loans provided by the company, the schedule of repayment of principal and payment of interest has been stipulated and the repayment/receipts are regular.

(d) There are no amounts of loans and advances in the nature of loans granted to companies, firms, limited liability partnerships or any other parties which are overdue for more than ninety days.

(e) There were no loans or advance in the nature of loan granted to companies, firms, Limited Liability Partnerships or any other parties which was fallen due during the year, that have been renewed or extended or fresh loans granted to settle the overdues of existing loans given to the same parties.

(f) According to the information and explanations given to us and based on audit procedures performed by us, the Company has not granted any loans or advances in the nature of loans, either repayable on demand or without specifying any terms or period of repayment to companies, firms, Limited Liability Partnerships or any other parties. Accordingly, the requirement to report on clause 3(iii)(f) of the Order is not applicable to the Company.



- iv. Loans, investments, guarantees and security in respect of which provisions of sections 185 and 186 of the Act are applicable have been complied with by the Company.
- v. The Company has not accepted any deposit falling within the purview of the provisions of Section 73 to 76 of the Companies Act, 2013 and rules framed thereunder. There are no unclaimed deposits.
- vi. The Central Government has prescribed the maintenance of Cost Records u/s 148(1) of the Companies Act, 2013 for fertilizers. We have broadly reviewed the books of account maintained by the Company pursuant to the Rules made by the Central Government for the maintenance of cost records under section 148 of the Act, and are of the opinion that, prima facie, the prescribed cost records have been made and maintained by the Company. We have, however, not made a detailed examination of the cost records with a view to determine whether they are accurate or complete.
- vii. In respect of statutory dues;
- (a) The Company has generally been regular in depositing undisputed statutory dues, including Goods and Services tax, Provident Fund, Employees' State Insurance, Income-tax, Sales Tax, Customs Duty, Excise Duty, Value Added Tax, Cess and other material statutory dues applicable to it with the appropriate authorities. There were no undisputed amounts payable in respect of Provident Fund, Employees' State Insurance, Income-tax, Sales Tax, Services Tax, Customs Duty, Excise Duty, Value Added Tax, Cess and other material statutory dues in arrears as at March 31, 2022 for a period of more than six months from the date they became payable.
- (b) According to the information and explanations given to us, the particulars of dues of Central Sales Tax Act, 1956, which has not been deposited on account of a dispute, are as follows:

Name of Statute	Nature of Dues	Amount (Rs. in Lacs)	Period to which the amount relates (FY)	Forum where the dispute is pending
Central Sales Tax Act, 1956	Central Sales Tax	2.99	2013-14	The Joint Commissioner of Sales Tax (Appeal), Amravati

- viii. The Company has not surrendered or disclosed any transactions, previously unrecorded as income in the books of account, in the tax assessments under the Income-tax Act, 1961 as income during the year. Accordingly, the requirement to report on clause 3(viii) of the Order is not applicable to the Company.



- ix. (a) The Company has not defaulted in repayment of loans or borrowings to any other lenders during the financial year.
- (b) The Company has not been declared a willful defaulter by any bank or financial institution or government or government authority.
- (c) The term loans were applied for the purpose for which the loans were obtained.
- (d) On an overall examination of the financial statements of the Company, no funds raised on short-term basis have been used for long-term purposes by the Company.
- (e) On an overall examination of the financial statements of the Company, the Company has not taken any funds from any entity or person on account of or to meet the obligations of its subsidiaries. Accordingly, clause 3(ix)(e) of the Order is not applicable.
- (f) The Company has not raised loans during the year on the pledge of securities held in its subsidiaries. Hence, the requirement to report on clause 3(ix)(f) of the Order is not applicable to the Company.
- x. (a) The Company has not raised any money during the year by way of initial public offer / further public offer (including debt instruments) hence, the requirement to report on clause 3(x)(a) of the Order is not applicable to the Company.
- (b) The Company has not made any preferential allotment or private placement of shares /fully or partially or optionally convertible debentures during the year under audit and hence, the requirement to report on clause 3(x)(b) of the Order is not applicable to the Company.
- xi. (a) No fraud by the Company or no material fraud on the Company has been noticed or reported during the year.
- (b) During the year, no report under sub-section (12) of section 143 of the Act has been filed by cost auditor/ secretarial auditor or by us in Form ADT - 4 as prescribed under Rule 13 of Companies (Audit and Auditors) Rules, 2014 with the Central Government.
- (c) We have taken into consideration the whistle blower complaints received by the Company during the year while determining the nature, timing and extent of audit procedures.
- xii. The Company is not a nidhi Company as per the provisions of the Act. Therefore, the requirement to report on clause 3(xii) of the Order is not applicable to the Company.
- xiii. Transactions with the related parties are in compliance with sections 177 and 188 of the Act, where applicable and the details have been disclosed in the notes to the financial statements, as required by the applicable accounting standards.



- xiv. (a) The Company has an internal audit system commensurate with the size and nature of its business.
(b) The internal audit reports of the Company issued till the date of the audit report, for the period under audit have been considered by us.
- xv. The Company has not entered into any non-cash transactions with its directors or persons connected with its directors and hence requirement to report on clause 3(xv) of the Order is not applicable to the Company.
- xvi. (a) The provisions of section 45-IA of the Reserve Bank of India Act, 1934 (2 of 1934) are not applicable to the Company. Accordingly, the requirement to report on clause (xvi)(a) of the Order is not applicable to the Company.
(b) The Company has not conducted any Non-Banking Financial or Housing Finance activities without obtained a valid Certificate of Registration (CoR) from the Reserve Bank of India as per the Reserve Bank of India Act, 1934.
(c) The Company is not a Core Investment Company as defined in the regulations made by Reserve Bank of India. Accordingly, the requirement to report on clause 3(xvi)(c) of the Order is not applicable to the Company.
(d) According to the information and explanations provided to us during the course of audit, the Company does not have any CIC. Accordingly, the requirements of clause 3(xvi)(d) are not applicable.
- xvii. The Company has not incurred cash losses in the current or immediately preceding financial year.
- xviii. There has been no resignation of the statutory auditors during the year and accordingly requirement to report on Clause 3(xviii) of the Order is not applicable to the Company.
- xix. On the basis of the financial ratios disclosed in note 45 to the financial statements, ageing and expected dates of realization of financial assets and payment of financial liabilities, other information accompanying the financial statements, our knowledge of the Board of Directors and management plans and based on our examination of the evidence supporting the assumptions, nothing has come to our attention, which causes us to believe that any material uncertainty exists as on the date of the audit report that Company is not capable of meeting its liabilities existing at the date of balance sheet as and when they fall due within a period of one year from the balance sheet date. We, however, state that this is not an assurance as to the future viability of the Company. We further state that our reporting is based on the facts up to the date of the audit report and we neither give any guarantee nor any assurance that all liabilities falling due within a period of one year from the balance sheet date, will get discharged by the Company as and when they fall due.



xx (a) The Company has not transferred the amount remaining unspent in respect of other than ongoing projects, to a Special Account, till the date of our report. However, the period for such transfer i.e., six months from the end of the financial year as permitted under sub section (5) of section 135 of the Companies Act, has not elapsed till the date of our report. This matter has been disclosed in note 42 to the financial statements.

(b) The Company has not incurred any expenditure in respect of ongoing projects. Hence, Clause 3 (xx) (b) of the order is not applicable.

xxi The reporting under clause 21 is not applicable in respect of audit of standalone financial statements of the company. Accordingly, no comment has been included in respect of said clause under this report.

Place: Nanded
Date: May 30, 2022



For Falor Jhavar Khatod & Co.
Chartered Accountants
Firm Registration No. 104223W

CA Jaiprakash S. Falor
Partner
Membership No. 043337
UDIN: 22043337AJYABJ1255

SHRINIVASA AGRO FOODS PRIVATE LIMITED

CIN: U99999MH2005PTC157949

BALANCE SHEET AS AT MARCH 31, 2022

(Rs. in Lacs)

Particulars	Note No	As at March 31, 2022	As at March 31, 2021
I. ASSETS			
Non-current assets			
(a) Property, Plant and Equipment	3	1,104.49	1,147.31
(c) Financial assets			
(i) Investments	4	244.58	42.25
(ii) Other financial assets	5	15.93	12.16
(d) Other non-current assets	6	195.34	89.47
Total non-current assets		1,560.34	1,291.19
Current assets			
(a) Inventories	7	4,258.20	2,274.38
(b) Financial assets			
(i) Trade receivables	8	301.92	489.40
(ii) Cash and cash equivalents	9	8.00	4.81
(iii) Bank balances other than cash and cash equivalents	10	26.72	25.10
(iv) Loans & Advances	11	500.00	-
(v) Others financial assets	12	0.66	1.08
(c) Current tax assets		28.84	2.33
(d) Other current assets	13	48.59	315.51
Total current assets		5,172.93	3,112.60
Total - assets		6,733.27	4,403.79
II. EQUITY AND LIABILITIES			
Equity			
(a) Equity share capital	14	923.10	923.10
(b) Other equity	15	3,437.18	2,836.27
Total equity		4,360.28	3,759.37
Liabilities			
Non-current liabilities			
(a) Provisions	16	14.02	14.71
(b) Deferred tax liabilities (Net)	17	131.44	126.98
(c) Other non-current liabilities	18	-	0.87
Total non-current liabilities		145.46	142.55
Current liabilities			
(a) Financial liabilities			
(i) Borrowings	19	1,898.87	139.09
(ii) Trade payables	20	-	-
(A) Total outstanding dues of micro enterprises and small enterprises; and		-	-
(B) Total outstanding dues of creditors other than micro enterprises and small enterprises		282.59	243.84
(iii) Other Financial Liabilities	21	22.57	13.71
(b) Other current liabilities	22	11.76	11.43
(c) Provisions	23	11.73	12.31
(d) Current tax liabilities	17	-	81.49
Total current liabilities		2,227.52	501.87
Total equity and liabilities		6,733.27	4,403.79

Corporate information and significant accounting policies

1 & 2

See accompanying notes forming part of the financial statements.

In terms of our report attached

For Falor Jhavar Khatod & Co.

Chartered Accountants

Firm Registration No. 104223W


CA Jaiprakash S. Falor
Partner

Membership No. 043337





Dated: May 30, 2022

Place: Nanded

For and on behalf of the Board of Directors


 Sujeet S. Medewar
 Director
 DIN 00941316


 Narayanlal P. Kalantri
 Director
 DIN 00486333


 Rashmi G. Agrawal
 Company Secretary

SHRINIVASA AGRO FOODS PRIVATE LIMITED

CIN: U99999MH2005PTC157949

STATEMENT OF PROFIT AND LOSS FOR THE PERIOD ENDED MARCH 31, 2022

(Rs. in Lacs)

Sr No	Particulars	Note No	March 31, 2022	March 31, 2021
I.	Income:			
	Revenue from operations	24	24,932.94	24,284.50
	Other income	25	70.50	21.60
	Total income		25,003.44	24,306.11
II.	Expenses:			
	Cost of material consumed	26	20,286.42	22,089.26
	Purchases of stock-in-trade	27	3,840.78	1,895.75
	Changes in inventories of finished goods, work-in-progress and stock-in-trade	28	(729.73)	(1,330.16)
	Employee benefit expense	29	131.61	136.76
	Finance cost	30	45.49	29.75
	Depreciation expense	31	70.22	54.80
	Other expenses	32	574.72	587.40
	Total expenses		24,219.51	23,463.56
III.	Profit before tax		783.93	842.55
IV.	Tax expense:			
	(1) Current tax		191.47	205.43
	(2) Deferred tax	17	4.23	3.05
			195.70	208.48
V.	Profit for the year		588.23	634.07
VI.	Other comprehensive income			
	[A] (i) Items that will not be reclassified to profit or loss			
	a. Changes in fair valuation of equity instruments		3.57	3.46
	b. Re-measurement of defined benefit plans		1.00	0.95
	(ii) Income tax relating to items that will not be reclassified to profit or loss		[0.24]	[0.49]
	[B] (i) Items that will be reclassified to profit & loss		-	-
	Total other comprehensive income for the year		4.34	3.91
	Total comprehensive income for the year		592.57	637.98
VII.	Earnings per equity share:	33		
	Equity share of nominal value of Rs. 100 each			
	Basic		63.72	68.69
	Diluted		63.72	68.69

Corporate information and significant accounting policies
See accompanying notes forming part of the financial statements.

In terms of our report attached


For Falor Jhavar Khatod & Co.
Chartered Accountants
Firm Registration No. 104223W



CA Jaiprakash S. Falor
Partner
Membership No. 043337



For and on behalf of the Board of Directors


Sujeet S. Medewar
Director
DIN 00941316


Narayanlal P. Kalantri
Director
DIN 00486333


Rashmi G. Agrawal
Company Secretary

Dated: May 30, 2022
Place: Nanded

SHRINIVASA AGRO FOODS PRIVATE LIMITED
CIN: U99999MH2005PTC157949
CASH FLOW STATEMENT FOR THE YEAR ENDED MARCH 31, 2022


(Rs. in Lacs)

S. No.	Particulars	March 31, 2022	March 31, 2021
A	CASH FLOW FROM OPERATING ACTIVITIES		
	Profit before tax	783.93	842.55
	Adjustments for:		
	Remeasurement of defined benefit plans	1.00	0.95
	Depreciation and amortization	70.22	54.80
	Interest paid	45.49	29.75
	Interest received	(47.85)	(3.93)
	Other non-operating income	(22.65)	(17.68)
	Operating profit before working capital changes	830.14	906.44
	Changes in working capital:		
	Trade and other receivables	(156.45)	2,015.22
	Inventories	(1,983.82)	(357.29)
	Trade payables and other liabilities	45.81	(15.26)
	Cash generated from operations	(1,264.32)	2,549.11
	Direct taxes paid	(301.70)	(125.47)
	NET CASH FLOW FROM/(USED IN) OPERATING ACTIVITIES	(1,566.02)	2,423.64
B	CASH FLOW FROM INVESTING ACTIVITIES		
	Purchase of property, plant and equipment	(27.40)	(76.71)
	Sale of property, plant and equipment	-	-
	Purchase of Investment	(188.19)	(38.79)
	Interest received	47.85	3.93
	Other non-operating income	22.65	17.68
	NET CASH FLOW USED IN INVESTING ACTIVITIES	(145.08)	(93.89)
C	CASH FLOW FROM FINANCING ACTIVITIES		
	Proceeds/(repayment) of short-term borrowings	1,759.78	(2,331.49)
	Interest paid	(45.49)	(29.75)
	NET CASH FLOW FROM/(USED IN) FINANCING ACTIVITIES	1,714.29	(2,361.24)
D	Net increase in cash and cash equivalents	3.19	(31.49)
E	Cash and cash equivalents at the beginning of the year	4.81	36.30
F	Cash and cash equivalents at the end of the year	8.00	4.81

Note: Cash Flow Statement has been prepared under the Indirect method as set out in the Indian Accounting Standard 7 on Cash Flow Statements. Cash and cash equivalents in the Cash Flow Statement comprise cash at bank and in hand, demand deposits and cash equivalents which are short-term and held for the purpose of meeting short-term cash commitments.

In terms of our report attached


For Falor Jhavar Khatod & Co.
Chartered Accountants
Firm Registration No. 1042230



CA Jaiprakash S. Falor
Partner
Membership No. 043337




Dated: May 30, 2022
Place: Nanded

For and on behalf of the Board of Directors


Sujeet S. Medewar
Director
DIN 00941316


Narayanlal P. Kalantri
Director
DIN 00486333


Rashmi G. Agrawal
Company Secretary

SHRINIVASA AGRO FOODS PRIVATE LIMITED

CIN: U99999MH2005PTC157949

STATEMENT OF CHANGES IN EQUITY FOR THE YEAR ENDED MARCH 31, 2022

a. Equity share capital

Particulars	Number of Shares	Rs. in Lacs
Balance as at April 01, 2020	9,23,100	923.10
Changes in equity share capital during the year 2020-2021	-	-
Balance as at March 31, 2021	9,23,100	923.10
Balance as at April 01, 2021	9,23,100	923.10
Changes in equity share capital during the year 2021-2022	-	-
Balance as at March 31, 2022	9,23,100	923.10

b. Other equity

(Rs. in Lacs)

Particulars	Reserves & Surplus (Refer Note 15)			Items of OCI (Refer Note 15)		Total Other Equity
	Securities premium	General reserve	Retained earnings	Equity Instruments through OCI	Remeasurement of the defined benefit plan	
Balance as on April 01, 2020	57.75	60.00	2,083.48	-	(2.94)	2,198.29
Prior period changes	-	-	-	-	-	-
Profit for the period	-	-	634.07	-	-	634.07
Other comprehensive income for the year, net of income tax	-	-	-	3.20	0.71	3.91
Total comprehensive income for the year	57.75	60.00	2,717.54	3.20	(2.23)	2,836.27
Transfer to general reserve	-	10.00	(10.00)	-	-	-
Items that reclassified Form OCI to retained earnings	-	-	-	-	-	-
Balance as on March 31, 2021	57.75	70.00	2,707.54	3.20	(2.23)	2,836.27
Balance as on April 01, 2021	57.75	70.00	2,707.54	3.20	(2.23)	2,836.27
Profit for the period	-	-	588.23	-	-	588.23
Other comprehensive income for the year, net of income tax	-	-	-	13.89	0.75	14.64
Total comprehensive income for the year	57.75	70.00	3,295.78	17.09	(1.48)	3,439.14
Transfer to general reserve	-	10.00	(10.00)	-	-	-
Items that reclassified Form OCI to retained earnings	-	-	12.06	(14.01)	-	(1.95)
Balance as on March 31, 2022	57.75	80.00	3,297.83	3.08	(1.48)	3,437.18

See accompanying notes forming part of the financial statements.

In terms of our report attached
For Falor Jhavar Khatod & Co.
Chartered Accountants
Firm Registration No. 104223W

CA Jaiprakash S. Falor

CA Jaiprakash S. Falor
Partner
Membership No. 043337



Sujeet S. Medewar
Sujeet S. Medewar
Director
DIN 00941316

Narayanlal P. Kalantri
Narayanlal P. Kalantri
Director
DIN 00486333

Rashmi G. Agrawal
Rashmi G. Agrawal
Company Secretary

Dated: May 30, 2022
Place: Nanded

NOTES FORMING PART OF THE FINANCIAL STATEMENTS

1. GENERAL INFORMATION

Shrinivasa Agro Foods Private Limited, having registered office in Nanded, Maharashtra, India, incorporated under provisions of the Companies Act, 2013. The Company is private limited company. It is engaged in manufacturing and trading of Poultry Feed and Crude Oil.

The company is a subsidiary company of Shiva Global Agro Industries limited, a public limited company, listed on the Bombay Stock Exchange Limited.

The financial statements for the year ended March 31, 2022 were authorized and approved for issue by the Board of Directors on May 30, 2022.

1.1 STATEMENT OF COMPLIANCE:

The financial statements which comprise the Balance Sheet, the Statement of Profit and Loss (including Other Comprehensive Income), the Statement of Cash Flows, and the Statement of Changes in Equity ("financial statements") have been prepared in accordance with Indian Accounting Standards (Ind AS) notified under the Section 133 of the Companies Act, 2013 ("the Act"), Companies (Indian Accounting Standards) Rules, 2015, along with relevant amendment rules issued thereafter and other relevant provisions of the Act, as applicable. The Company has consistently applied accounting policies to all periods.

1.2 BASIS FOR PREPARATION AND PRESENTATION OF FINANCIAL STATEMENTS:

The financial statements have been prepared on the historical cost basis except for certain financial instruments that are measured at fair values at the end of each reporting period, and on accrual basis.

Historical cost is generally based on the fair value of the consideration given in exchange for goods and services.

Fair value is the price that would be received to sell an asset or paid to transfer a liability in an orderly transaction between market participants at the measurement date, regardless of whether that price is directly observable or estimated using another valuation technique. In estimating the fair value of an asset or a liability, the Company takes into account the characteristics of the asset or liability if market participants would take those characteristics into account when pricing the asset or liability at the measurement date. Fair value for measurement and/or disclosure purposes in these financial statements is determined on such a basis, except leasing transactions that are within the scope of Ind AS 116, and measurements that have some similarities to fair value but are not fair value, such as net realizable value in Ind AS 2 or value in use in Ind AS 36.

In addition, a number of the Company's accounting policies and disclosures require the measurement of fair values, for both financial and non-financial assets and liabilities. The Company has an established control framework with respect to the measurement of fair values.

Fair value categorized into different levels in a fair value hierarchy based on the inputs used in the valuation techniques as follows:



Level 1: Quoted prices (unadjusted) in active markets for identical assets or liabilities.

Level 2: Inputs other than quoted prices included in Level 1 that are observable for the asset or liability, either directly (i.e. prices) or indirectly (i.e. derived from prices)

Level 3: Unobservable inputs for the asset or liability.

Based on the nature of activities of the Company and the average time between acquisition of assets and their realisation in cash or cash equivalents, the Company has determined its operating cycle as 12 months for the purpose of classification of its assets and liabilities as current and non-current.

1.3 FUNCTIONAL AND PRESENTATION CURRENCY:

Items included in the financial statements of the Company are measured using the currency of the primary economic environment in which the entity operates (i.e., the "functional currency"). The financial statements are presented in Indian Rupee (₹), the national currency of India, which is the functional currency of the Company and rounded to the nearest Lakhs. The financial statements have been prepared and presented using Indian Rupees (Rs.) which is company's functional and presentation currency.

1.4 USE OF ESTIMATES:

The preparation of the financial statements in conformity with Ind AS requires management to make estimates, judgements and assumptions that affect the application of accounting policies and the reported amount of assets and liabilities, the disclosures of contingent liabilities at that date of the financial statements and the reported amounts of revenues and expenses during the year.

Application of accounting policies that require complex and subjective judgements and the use of assumptions in these financial statements are disclosed below:

1. Recognition of revenue
2. Estimation of net realizable value of inventories
3. Recognition of Deferred tax liability
4. Measurement of defined benefit obligation: key actuarial assumptions.
5. Recognition and measurement of provisions and contingencies: key assumptions about the likelihood and magnitude of an outflow of resources.
6. Estimation of useful life of property, plant and equipments and intangible assets
7. Estimation of current tax expenses and payable.

Management believes that the estimates used in the preparation of financial statements are prudent and reasonable. Actual results could differ from these estimates. Appropriate changes in estimates are made as and when management becomes aware of changes in circumstances surrounding the estimates. Any revision to accounting estimates is recognized prospectively in the current and future periods and, if material, their effects are disclosed in the notes to financial statements.



NOTE 2: SIGNIFICANT ACCOUNTING POLICIES:

2.1 PROPERTY, PLANT & EQUIPMENT AND DEPRECIATION:

i) Recognition & Measurement:

Property, Plant & Equipment are stated at original cost net of tax/ duty credits availed, if any, less accumulated depreciation and impairment losses, if any. Cost comprises of the acquisition price/construction cost, including any non-refundable taxes or levies, cost of borrowings till the date of capitalization in the case of assets involving material investment and substantial lead time and any directly attributable expenditure incurred in bringing the asset to its working condition for the intended use by management. Further any trade discounts and rebates are deducted. Property, plant and equipment not ready for intended use as on the date of balance sheet are disclosed as "Capital work-in-progress" at cost less impairment losses, if any.

The cost of a self-constructed item of property, plant and equipment comprises the cost of materials and direct labour, any other cost directly attributable to bringing the item to working condition for its intended use.

ii) Subsequent cost:

Subsequent expenditure related to an item of property, plant and equipment is added to its carrying amount only if it increases the future economic benefits from the existing assets beyond its previously assessed standard of performance and such costs of the item can be measured reliably. All other subsequent cost are charged to the Statement of profit and loss at the time of incurrence.

iii) Depreciation:

Property, plant & equipment, other than Freehold Land, are depreciated on a pro-rata basis on the Straight-Line method as per the estimated useful life specified in Schedule II of the Companies Act, 2013 from the date the asset is ready to put to use.

The residual values, useful lives and methods of depreciation of property plant and equipment are reviewed by management at each reporting date and adjusted prospectively, as appropriate.

iv) Capital work-in-progress

Cost of property, plant and equipment not ready for use as at the reporting date are disclosed as capital work-in-progress.

v) Derecognition:

An item of property, plant and equipment is derecognized either when they have been disposed of or when no future economic benefit is expected to arise from the continued use of the asset. The difference between the net disposal proceeds and the carrying amount of the asset is recognized in statement of profit and loss in the year of de-recognition.

2.2 INVESTMENT PROPERTIES:

i) Recognition & Measurement:

Investment properties are properties held to earn rentals or for capital appreciation, or both. Investment properties are measured initially at their cost of acquisition, including transaction costs. Subsequent costs are included in the asset's carrying amount or recognized as a separate asset, as appropriate, only when it is probable that future economic benefits associated with the asset will flow to the Company. All other repair and maintenance costs are recognized in Statement of profit and loss as incurred. Properties held under leases are classified as investment properties when it is held to earn rentals or for capital appreciation



or for both, rather than for sale in the ordinary course of business or for use in production or administrative functions. In case of subleases, where the Company is immediate lessor, the right of use arising out of related sub leases is assessed for classification as investment property.

ii) Subsequent measurement :

Investment properties are subsequently measured at cost less accumulated depreciation and accumulated impairment losses, if any. Depreciation on investment properties is provided on the straight-line method over the lease period of the right-of-use assets. Though, the Company measures investment properties using cost based measurement, the fair value of investment property is disclosed in the notes.

iii) Depreciation :

Depreciation on Investment property, wherever applicable, is provided on prorata basis using Straight Line Method as per the estimated useful lives, prescribed in Schedule II to the Companies Act, 2013.

iv) Transfers :

Transfer to investment property is made when there is a change in use of property, evidenced by end of owner-occupation, for a transfer from owner-occupied property to investment property.

v) De-recognition :

Investment properties are derecognized either when they have been disposed of or when they are permanently withdrawn from use and no future economic benefit is expected from their disposal. The difference between the net disposal proceeds and the carrying amount of the asset is recognized in statement of profit and loss in the year of de-recognition.

2.3 INTANGIBLE ASSETS:

i) Recognition & Measurement:

Intangible Assets are stated at acquisition cost and other costs incurred, which is attributable to prepare the asset for its intended use, less accumulated amortization and impairment losses, if any.

ii) Subsequent recognition:

Expenditure is capitalized only if it is probable that future economic benefits associated with the expenditure will flow to the entity and such costs can be measured reliably. All other expenditure shall be recognized in profit or loss as incurred.

iii) Amortisation:

Intangible Assets are amortized on the basis of Straight-Line method. Specified software purchased is amortized over their estimated useful lives.

iv) Derecognition:

An intangible asset is derecognized either when they have been disposed of or when no future economic benefit is expected to arise from the continued use of the asset. The difference between the net disposal proceeds and the carrying amount of the asset is recognized in statement of profit and loss in the year of de-recognition.



2.4 IMPAIRMENT:

The carrying amount of Property, plant & equipment, Investment properties and Intangible assets are reviewed at each balance sheet date to assess impairment if any, based on internal/external factors. An asset is treated as impaired, when the carrying cost of asset exceeds its recoverable value, being higher of value in use and net selling price. An impairment loss is recognized as an expense in the Statement of Profit and Loss in the year in which an asset is identified as impaired.

2.5 LEASES:

Leases under which the Company assumes substantially all the risks and rewards of ownership are classified as finance leases. When acquired, such assets are capitalized at fair value or present value of the minimum lease payments at the inception of the lease, whichever is lower. Lease payments are apportioned between finance charges and reduction of the lease liability so as to achieve a constant rate of interest on the remaining balance of the liability. Finance charges are recognized in finance costs in the statement of profit and loss.

Other leases are treated as operating leases, with payments are recognized as expense in the statement of profit & loss on a straight-line basis over the lease term.

2.6 FINANCIAL INSTRUMENTS:

Financial assets and financial liabilities are recognized when the Company becomes a party to the contractual provisions of the instruments.

Financial assets and financial liabilities are initially measured at fair value. Transaction costs that are directly attributable to the acquisition or issue of financial assets and financial liabilities (other than financial assets and financial liabilities at fair value through profit or loss) are added to or deducted from the fair value of the financial assets or financial liabilities, as appropriate, on initial recognition. Transaction costs directly attributable to the acquisition of financial assets or financial liabilities at fair value through profit or loss are recognized immediately in profit or loss.

Financial assets

i. Recognition and initial measurement:

Trade receivables and debt instruments are initially recognised when they are originated. All other financial assets are initially recognised when the Company becomes a party to the contractual provisions of the instrument. All financial assets are initially measured at fair value plus, for an item not at fair value through Statement of profit and loss, transaction costs that are attributable to its acquisition or use.

ii. Classification and subsequent measurement

Classification for the purpose of initial recognition, the Company classifies its financial assets in following categories:

- Financial assets measured at amortised cost;
- Financial Asset Measured at fair value through other comprehensive income ('FVTOCI'); or
- Financial asset measured at fair value through Statement of profit and loss ('FVTPL').

Financial assets are not reclassified subsequent to their initial recognition, except if and in the period the Company changes its business model for managing financial assets.

A financial asset being 'debt instrument' is measured at the amortised cost if both of the following conditions are met:

- The financial asset is held within a business model whose objective is to hold assets for collecting contractual cash flows



- The contractual terms of the financial asset give rise on specified dates to cash flows that are Solely Payments of Principal and Interest ('SPPI') on the principal amount outstanding. A financial asset being 'debt instrument' is measured at the FVTOCI if both of the following criteria are met:

- The asset is held within the business model, whose objective is achieved both by collecting contractual cash flows and selling the financial assets, and

- The contractual terms of the financial asset give rise on specified dates to cash flows that are SPPI on the principal amount outstanding.

A financial asset being equity instrument is measured at FVTPL. All financial assets not classified as measured at amortised cost or FVTOCI as described above are measured at FVTPL.

ii. Subsequent measurement

Financial assets at amortised cost. These assets are subsequently measured at amortised cost using the effective interest method. The amortised cost is reduced by impairment losses, if any. Interest income and impairment are recognised in the Statement of profit and loss. Financial assets at FVTPL These assets are subsequently measured at fair value. Net gains and losses, including any interest income, are recognised in the Statement of profit and loss.

iii. Derecognition:

The Company derecognises a financial asset when the contractual rights to the cash flows from the financial asset expire, or it transfers the rights to receive the contractual cash flows in a transaction in which substantially all of the risks and rewards of ownership of the financial asset are transferred or in which the Company neither transfers nor retains substantially all of the risks and rewards of ownership and it does not retain control of the financial asset. Any gain or loss on derecognition is recognised in the Statement of profit and loss.

iv. Impairment of financial assets (Other than at fair value):

The Company recognises loss allowances using the Expected Credit Loss ('ECL') model for the financial assets which are not fair valued through Statement of profit and loss. Loss allowance for trade receivables with no significant financing component is measured at an amount equal to lifetime ECL. For all other financial assets, expected credit losses are measured at an amount equal to the 12-month ECL, unless there has been a significant increase in credit risk from initial recognition, in which case those financial assets are measured at lifetime ECL. The changes (incremental or reversal) in loss allowance computed using ECL model, are recognised as an impairment gain or loss in the Statement of profit and loss.

v. Investments in subsidiaries:

On initial recognition, these investments are recognized at fair value plus any directly attributable transaction cost. Subsequently, they are measured at cost.

Financial liabilities

i. Recognition and initial measurement:

All financial liabilities are initially recognised when the Company becomes a party to the contractual provisions of the instrument. All financial liabilities are initially measured at fair value minus, for an item not at fair value through Statement of profit and loss, transaction costs that are attributable to the liability.



II. Classification and subsequent measurement:

Financial liabilities are classified as measured at amortized cost or FVTPL. A financial liability is classified as FVTPL if it is classified as held-for-trading, or it is a derivative or it is designated as such on initial recognition. Financial liabilities at FVTPL are measured at fair value and net gains and losses, including any interest expense, are recognised in the Statement of profit and loss.

Financial liabilities other than classified as FVTPL, are subsequently measured at amortised cost using the effective interest method. Interest expense are recognised in Statement of profit and loss. Any gain or loss on derecognition is also recognised in the Statement of profit and loss.

III. Derecognition:

The Company derecognises a financial liability when its contractual obligations are discharged or cancelled, or expire.

The Company also derecognises a financial liability when its terms are modified and the cash flows under the modified terms are substantially different. In this case, a new financial liability based on modified terms is recognised at fair value. The difference between the carrying amount of the financial liability extinguished and the new financial liability with modified terms is recognised in the Statement of profit and loss.

IV. Offsetting of financial instruments:

Financial assets and financial liabilities are offset and the net amount presented in the Balance Sheet when, and only when, the Company currently has a legally enforceable right to set off the amounts and it intends either to settle them on a net basis or to realise the assets and settle the liabilities simultaneously.

V. Derivative financial instruments:

The Company holds derivative financial instruments to hedge its interest rate risk exposures. Such derivative financial instruments are initially recognised at fair value. Subsequent to initial recognition, derivatives are measured at fair value, and changes therein are recognized in Statement of profit and loss. Derivatives are carried as financial assets when the fair value is positive and as financial liabilities when the fair value is negative.

2.7 INVENTORIES:

Inventories are valued at the lower of Cost and Net-Realisable Value.

The Cost is determined as follows:

- a) Raw materials and Store and Spares: cost includes cost of purchase including non-refundable taxes and other costs incurred in bringing the inventories to their present location and condition. Cost is determined on First in first out (FIFO) method.
- b) Finished goods and work in progress: cost includes cost of direct materials and labour and a proportion of manufacturing overheads based on the normal operating capacity, but excluding borrowing costs. Cost is determined on weighted average method.
- c) Traded goods: cost includes cost of purchase including non-refundable taxes and other costs incurred in bringing the inventories to their present location and condition. Cost is determined on First in first out (FIFO) method.

Materials and other items held for use in the production of inventories are not written down below cost if the finished products in which they will be incorporated are expected to be sold at or above cost.

Net Realisable value is the estimated selling price in the ordinary course of business, less estimated costs of completion and the estimated costs necessary to make the sale.



2.8 CASH & CASH EQUIVALENTS:

Cash comprises cash on hand, in bank and demand deposits with banks and with financial institutions. The Company considers all highly liquid financial instruments, which are readily convertible into cash and have original maturities of three months or less from the date of purchase, to be cash equivalents. Such cash equivalents are subject to insignificant risk of changes in value.

Cash flows are reported using indirect method, whereby profit / (loss) after tax is adjusted for the effects of transaction of non- cash nature and any deferrals or accruals of past or future cash receipts or payments for the year. The cash flows from operating, investing and financing activities of the Company are segregated based on the available information.

2.9 PROVISIONS, CONTINGENT LIABILITIES & CONTINGENT ASSETS:

- i) Provisions are recognized when the company has a present obligation (legal or constructive) as a result of a past event, it is probable that an outflow of resources embodying economic benefits will be required to settle the obligation and a reliable estimate can be made of the amount of the obligation. When a provision is expected to be reimbursed, the reimbursement is recognized as a separate asset, but only when the reimbursement is virtually certain. The expense relating to a provision is presented in the Statement of Profit and Loss net of any reimbursement.
- ii) If the effect of time value of money is material, provisions are discounted using a current pre-tax rate that reflects, when appropriate, the risks specific to the liability. When discounting is used, the increase in the provision due to the passage of time is recognized as finance cost.
- iii) Contingent liabilities disclosed for
 - a. A possible obligation that arises from the past events and whose existence will be confirmed only by occurrence or non-occurrence of one or more uncertain future events not wholly within the control of the Company; or
 - b. Present obligations arising from past events where it is not probable that an outflow of resources will be required to settle the obligation or a reliable estimate of the amount of the obligation cannot be made.
- iv) Contingent assets are neither recognized nor disclosed in the financial statements.

2.10 EMPLOYEES BENEFITS:

i) Short-term Employee Benefits:

Short-term employee benefits are recognized as an expense at the undiscounted amount in the Statement of Profit and Loss for the year in which the related service is rendered.

ii) Post Employment Benefits:

1. Defined Contribution Plan:

Company's contributions paid/ payable during the year towards provident fund, pension scheme and employees' state insurance ('ESI') scheme are recognized in the statement of profit and loss each year when employees have rendered service entitling them to the contributions.

2. Defined Benefit plan:

Company's liability towards gratuity in accordance with the Payment of Gratuity Act, 1972 is determined based on actuarial valuation using the Projected Unit Credit Method (PUCM) as at the reporting date.

iii) Other Long Term Employee Benefits:

Liabilities recognized in respect of other long-term employee benefits are measured at the present value of the estimated future cash outflows expected to be made by the Company in respect of services provided by employees up to the reporting date.



All actuarial gains/losses in respect of post employment benefits and other long term employee benefits are charged to Other Comprehensive Income.

2.11 REVENUE RECOGNITION:

- a) The Company derives revenues primarily from manufacturing & trading of Poultry Feed and Crude Oil and trading in other agricultural products.

Revenue from the sale of goods in the course of ordinary activities is measured at the fair value of the consideration received or receivable, net of returns, trade discounts. Revenue is recognized on the basis of dispatches in accordance with the terms of sale when the significant risks and rewards of ownership have been transferred to the buyer, recovery of the consideration is probable, the associated costs and possible return of the goods can be estimated reliably, there is no continuing effective control over, or managerial involvement with, the goods, and the amount of revenue can be measured reliably.

Revenue is also recognized on sale of goods in case where the delivery is kept pending at the instance of the customer, as the performance obligation has been satisfied and control are transferred and customer takes title and accepts billing as per usual payment terms.

- b) Income from services rendered is recognized based on the agreements/arrangements with the concerned parties and when services are rendered by measuring progress towards satisfaction of performance obligation for such services.

2.12 OTHER INCOME:

- i) Dividend income from investments is recognized when right to receive is established.
ii) Interest income is recognized on a time proportion basis taking into account the amount outstanding and transactional interest rate applicable.

2.13 BORROWING COSTS:

Borrowing costs directly attributable to the acquisition, construction or production of qualifying assets, which are assets that necessarily take a substantial period of time to get ready for their intended use or sale, are added to the cost of those assets, until such time as the assets are substantially ready for their intended use or sale.

Interest income earned on the temporary investment of specific borrowings pending their expenditure on qualifying assets is deducted from the borrowing costs eligible for capitalization.

All other borrowing costs are recognized in profit or loss in the period in which they are incurred.

2.14 FOREIGN CURRENCY TRANSACTIONS:

i) Initial Recognition

Transactions in foreign currency are recorded at the exchange rate prevailing on the date of the transaction or at rates that closely approximate the rate at the date of transactions.

ii) Subsequent Recognition

Foreign currency monetary items of the Company are restated at the closing exchange rates.

Gains and losses arising on settlement and restatement of foreign currency denominated monetary assets and liabilities are recognized in the statement of profit and loss



2.15 EXCEPTIONAL ITEM:

Significant gains/losses or expenses incurred arising from external events that is not expected to recur are disclosed as 'Exceptional item'.

2.16 INCOME TAX:

Income tax comprises current and deferred tax. It is recognized in profit or loss except to the extent that it relates to other comprehensive income.

i) Current tax

Current tax comprises the expected tax payable or receivable on the taxable income or loss for the year and any adjustments to the tax payable or receivable in respect of previous years. The amount of current tax reflects the best estimate of the tax amount expected to be paid or received after considering the uncertainty, if any, related to income taxes. It is measured using tax rates (and tax laws) enacted for the relevant reporting period.

Current tax assets and liabilities are offset only if there is a legally enforceable right to set off the recognized amounts, and it is intended to realize the asset and settle the liability on a net basis.

ii) Deferred tax

Deferred tax is recognized in respect of temporary differences between the carrying amounts of assets and liabilities for financial reporting purposes and the corresponding amounts used for taxation purpose. Deferred tax is recognized in respect of carried forward losses and tax credits. Deferred tax is not recognized for temporary differences arising on the initial recognition (other than in a business combination) of assets or liabilities in a transaction that affects neither accounting nor taxable profit or loss at the time of transaction.

Deferred tax assets and liabilities are recognized to the extent that it is probable that future taxable profits will be available against which they can be used. Deferred tax assets unrecognized or recognized, are reviewed at each reporting date and are recognized/reduced to the extent that it is probable/ no longer probable respectively that the related tax benefit will be realized.

Deferred tax is measured at the tax rates that are expected to apply to the period when the asset is realised or the liability is settled, based on the laws that have been enacted or substantively enacted by the reporting date. Deferred tax assets and liabilities are offset if there is a legally enforceable right to offset current tax liabilities and assets, and they relate to income taxes levied by the same tax authority on the same taxable entity, or on different tax entities, but they intend to settle current tax liabilities and assets on a net basis or their tax assets and liabilities will be realized simultaneously.

2.17 EVENTS AFTER THE REPORTING PERIOD:

Adjusting events are events that provide further evidence of conditions that existed at the end of the reporting period. The financial statements are adjusted for such events before authorisation for issue. Non-adjusting events are events that are indicative of conditions that arose after the end of the reporting period. Non-adjusting events after the reporting date are not accounted, but disclosed if material.

2.18 EARNINGS PER SHARE:

Basic earnings per shares has been calculated by dividing profit for the year attributable to equity shares holders by the weighted average number of equity shares outstanding during the financial year. The Company has not issued any potential equity shares and accordingly, the basic earnings per share and diluted earnings per shares are the same.



Notes forming part of the financial statements

Note 3. Property, plant and equipment

(Rs. in Lacs)

Particulars	Gross Block (at Deemed Cost)				Depreciation				Net Block	
	As on 01/04/2021	Additions in the Year	Disposal/other adjustments	As on 31/03/2022	As on 01/04/2021	Depreciation For the Year	Disposal/other adjustments	As on 31/03/2022	As on 31/03/2022	As on 01/04/2021
Owned Assets										
Land	21.77	1.74	-	23.51	-	-	-	-	23.51	21.77
Factory Building	237.73	-	-	237.73	47.33	9.09	-	56.42	181.30	190.39
Office Building and Site Maintenance	54.68	-	-	54.68	6.42	2.19	-	8.60	46.08	48.27
Plant & Machinery	982.25	24.10	-	1,006.35	156.16	46.82	-	202.98	803.37	826.09
Electrical Installation	28.17	-	-	28.17	24.38	0.18	-	24.55	3.62	3.80
Furniture & Fixtures	5.03	-	-	5.03	4.45	0.14	-	4.59	0.44	0.58
Tractor	5.12	-	-	5.12	4.05	0.10	-	4.14	0.98	1.08
Other Vehicles	63.80	-	-	63.80	28.00	7.12	-	35.11	28.69	35.80
Office Equipment	1.00	1.05	-	2.05	0.73	0.27	-	1.00	1.05	0.27
Computer	9.38	-	-	9.38	2.02	3.79	-	5.81	3.57	7.36
Fire Fighting Equipment	9.64	-	-	9.64	1.23	0.38	-	1.61	8.03	8.41
Lab Equipment	1.43	0.50	-	1.93	1.33	0.02	-	1.34	0.59	0.10
Water storage tank	3.78	-	-	3.78	0.39	0.13	-	0.51	3.27	3.39
Total	1,423.78	27.40	-	1,451.18	276.47	70.22	-	346.69	1,104.49	1,147.31

(Rs. in Lacs)

Particulars	Gross Block (at Deemed Cost)				Depreciation				Net Block	
	As at 01/04/2020	Additions	Disposal/other adjustments	As at 31/03/2021	As at 01/04/2020	Depreciation For the Year	Disposal/other adjustments	As at 31/03/2021	As at 31/03/2021	As at 01/04/2020
Owned Assets										
Land	21.77	-	-	21.77	-	-	-	-	21.77	21.77
Factory Building	237.73	-	-	237.73	38.24	9.09	-	47.33	190.39	199.48
Office Building and Site Maintenance	39.39	15.30	-	54.68	4.43	1.99	-	6.42	48.27	34.96
Plant & Machinery	712.48	269.77	-	982.25	123.62	32.53	-	156.16	826.09	588.85
Electrical Installation	28.17	-	-	28.17	24.02	0.35	-	24.38	3.80	4.15
Furniture & Fixtures	5.03	-	-	5.03	4.28	0.17	-	4.45	0.58	0.75
Tractor	5.12	-	-	5.12	3.95	0.10	-	4.05	1.08	1.18
Other Vehicles	63.80	-	-	63.80	19.74	8.25	-	28.00	35.80	44.05
Office Equipment	0.82	0.18	-	1.00	0.65	0.08	-	0.73	0.27	0.16
Computer	0.30	9.08	-	9.38	0.30	1.72	-	2.02	7.36	0.00
Fire Fighting Equipment	9.64	-	-	9.64	0.85	0.38	-	1.23	8.41	8.79
Lab Equipment	1.43	-	-	1.43	1.32	0.01	-	1.33	0.10	0.11
Water storage tank	3.78	-	-	3.78	0.26	0.13	-	0.39	3.39	3.52
Total	1,129.45	294.33	-	1,423.78	221.68	54.80	-	276.47	1,147.31	907.78

2.1: Refer Note 19.1 for details of assets pledged.

2.2: The Company has not revalued any of its Property, Plant and Equipment during the year.

2.3: Interest capitalised during the year nil (2021: Nil).

2.4: Details of immovable properties whose title deeds are not held in the name of the company

(Rs. in Lacs)

Description of Property	Gross Carrying value	Title deeds held in name of	Whether title deed holder is a promoter, director or relative of promoter/director or employee of promoter/director	Property held since	Reason for not being held in the name of the company
Land	6.37	Shriram U. Medewar	Director of Company	Beginning	Since the land is Agricultural Land, it is held in director's name



Notes forming part of the financial statements

4 Non-Current Financial Assets - Investments

(Rs. in Lacs)

Particulars	As at March 31, 2022		As at March 31, 2021	
	Units	Fair Value	Units	Fair Value
a) Quoted equity instruments				
Investments in fully paid quoted equity instruments at FVTOCI				
Rallis India Ltd Shares of Rs 1	-	-	100	0.25
Himadri Speciality Ch Shares of Rs 1	-	-	1,000	0.42
Vodafone Idea Shares of Rs 10	-	-	1,000	0.09
Union Bank Of India Shares of Rs 10	-	-	20,000	6.81
Tata Power Co Ltd Shares of Rs 1	1,000	2.39	1,000	1.03
Rashtriya Chemicals & Fertilizers Shares of Rs 10	-	-	1,000	0.78
Power Finance Corporation Shares of Rs 10	-	-	100	0.11
Manglam Organics Ltd Shares of Rs 10	-	-	100	0.52
Larson & Turbo Ltd Shares of Rs 2	-	-	100	1.42
J B Chemicals and Pharmaceuticals Shares of Rs 2	-	-	100	1.25
ITC Shares of Rs 1	-	-	1,100	2.40
Infosys Limited Shares of Rs 5	545	10.39	545	6.02
Indian Railway Finance Corp Ltd Shares of Rs 10	-	-	1,000	0.23
Indian Energy Exc Ltd (Iex) Shares of Rs 1	-	-	100	0.02
Aarti Industries Ltd Shares of Rs 5	-	-	100	1.32
Affle India Limited Shares of Rs 10	150	1.89	10	0.55
Avenuesupermarts Ltd (Dmart) Shares of Rs 10	110	4.40	10	0.29
Berger Paints Ltd Shares of Rs 1	-	-	100	0.77
Bharti Airtel Limited Shares of Rs 5	-	-	200	1.03
Bharat Heavy Electricals Limited Shares of Rs 2	-	-	10,000	4.88
BioCon Limited Shares of Rs 5	250	0.84	250	1.02
Britannia Industries Ltd Shares of Rs 1	-	-	20	0.73
BSE Limited Shares of Rs 2	-	-	100	0.57
Cadila Healthcare Ltd Shares of Rs 1	-	-	225	0.99
Central Depository Services Ltd Ltd. Shares of Rs 10	-	-	100	0.66
Computer Age Management Services Shares of Rs 10	25	0.58	100	0.18
Coromandal International Ltd Shares of Rs 1	-	-	209	1.62
Deepak Nitrite Ltd Shares of Rs 2	-	-	100	1.66
Happiest Minds Technologies Ltd Shares of Rs 2	130	1.37	200	1.08
IDFC First Bank Ltd Shares of Rs 10	-	-	5,000	2.79
IndiaMART InterMESH Ltd Shares of Rs 10	-	-	10	0.77
Alembic Pharma Ltd Shares of Rs 2	1,000	7.42	-	-
Bharat Petroleum Corporation Shares of Rs 10	2,100	7.55	-	-
Colgate Palmolive Limited Shares of Rs 1	1,000	15.42	-	-
Dixon Technology India Ltd Shares of Rs 2	100	4.31	-	-
Indian Railtours Corporation Shares of Rs 2	500	3.87	-	-
Route Mobile Limited Shares of Rs 10	1,250	19.28	-	-
Syngene International Shares of Rs 10	1,000	5.98	-	-
Tata ELX Si (I) Ltd Shares of Rs 10	100	8.84	-	-
b) Quoted debt instruments				
Investments in fully paid quoted debt instruments at FTVOCI				
5.5% Debentures of Britannia Industries Ltd.	220	0.06	-	-
Total Investment		94.58		42.25



c) Unquoted equity instruments				
Investments in fully paid unquoted equity instruments at				
Salasar Cotspin Pvt. Ltd Equity Shares of Rs.	1,50,000	150.00		-
Aggregate amount of quoted investments and market value thereof		94.58		42.25
Aggregate amount of unquoted investments		150.00		-
Total Investment		244.58		42.25

5 Non-current financial assets - Other financial assets			(Rs. in Lacs)
Particulars	As at March 31, 2022	As at March 31, 2021	
Unsecured, considered good Deposits*	15.93	12.16	
Total	15.93	12.16	

*Security deposits (which meet the definition of a financial asset as per Ind AS 32) have been included in 'other financial assets' line item as per amended Schedule III of the Companies Act, 2013. Previously, these deposits were included in 'loans' line item.

6 Other non current assets			(Rs. in Lacs)
Particulars	As at March 31, 2022	As at March 31, 2021	
Unsecured, considered good			
Capital advances	-	4.49	
Other advances:			
Others	148.42	38.07	
Subsidy receivable	46.91	46.91	
Total	195.34	89.47	

7 Inventories			(Rs. in Lacs)
Particulars	As at March 31, 2022	As at March 31, 2021	
Raw materials	1,554.78	297.92	
Finished goods	645.42	937.35	
Stock-in-trade	2,027.47	1,005.81	
Stores and packing materials	30.53	33.29	
Total	4,258.20	2,274.38	

Refer Note 19.1 for details of assets pledged.

8 Trade receivables			(Rs. in Lacs)
Particulars	As at March 31, 2022	As at March 31, 2021	
Trade receivables			
- Considered good- Unsecured*	301.92	489.40	
Total	301.92	489.40	

The credit period on sales of goods varies with seasons and business segments/ markets and generally ranges between 30 to 180 days.

Before accepting any new customer, the Company has a credit evaluation system to assess the potential customer's credit quality and to define credit limits for the customer. Credit limits attributed to customers are reviewed on an annual basis.



8.1 Ageing for Trade Receivables outstanding as at March 31, 2022 is as follows:

Particulars	With In Due Date	Less than 6 Months	6 Months - 1 year	1-2 years	2-3 years	More than 3 years	Total
Trade Receivables							
i) Undisputed trade receivables-considered good	1,07,88,344	35,13,796	1,40,39,974	7,88,538	-	10,61,514	3,01,92,166
ii) Undisputed trade receivables-which have significant increase in credit risk	-	-	-	-	-	-	-
iii) Undisputed trade receivables-credit impaired	-	-	-	-	-	-	-
iv) Disputed trade receivables-considered good	-	-	-	-	-	-	-
v) Disputed trade receivables-which have significant increase in credit risk	-	-	-	-	-	-	-
vi) Disputed trade receivables-credit impaired	-	-	-	-	-	-	-
TOTAL	1,07,88,344	35,13,796	1,40,39,974	7,88,538	-	10,61,514	3,01,92,166

Ageing for Trade Receivables outstanding as at March 31, 2021 is as follows:

Particulars	With In Due Date	Less than 6 Months	6 Months - 1 year	1-2 years	2-3 years	More than 3 years	Total
Trade Receivables							
i) Undisputed trade receivables-considered good	3,17,10,236	1,44,05,019	1,06,327	11,56,746	15,61,514	-	4,89,39,842
ii) Undisputed trade receivables-which have significant increase in credit risk	-	-	-	-	-	-	-
iii) Undisputed trade receivables-credit impaired	-	-	-	-	-	-	-
iv) Disputed trade receivables-considered good	-	-	-	-	-	-	-
v) Disputed trade receivables-which have significant increase in credit risk	-	-	-	-	-	-	-
vi) Disputed trade receivables-credit impaired	-	-	-	-	-	-	-
TOTAL	3,17,10,236	1,44,05,019	1,06,327	11,56,746	15,61,514	-	4,89,39,842

(Rs. in Lacs)

9 Cash and cash equivalents

Particulars	As at March 31, 2022	As at March 31, 2021
Balances with banks	1.03	0.08
- In Current Accounts	6.97	4.73
Cash on hand	-	-
Total	8.00	4.81

(Rs. in Lacs)

10 Bank balances other than cash and cash equivalents

Particulars	As at March 31, 2022	As at March 31, 2021
Margin money against bank guarantees*	24.22	22.85
Bank Deposit	2.50	2.25
Total	26.72	25.10

*Margin Money deposit is against bank guarantee availed by the company.



11 Loans and Advances

Particulars	(Rs. in Lacs)	
	As at March 31, 2022	As at March 31, 2021
(Unsecured, considered good)		
Others	500.00	-
Total	500.00	-

12 Current financial assets - Other financial assets

Particulars	(Rs. in Lacs)	
	As at March 31, 2022	As at March 31, 2021
(Unsecured, considered good)		
Other advances		
Staff imprest and advances	0.03	0.06
Interest Accrued but not due on deposits	0.63	1.02
Total	0.66	1.08

13 Other current assets

Particulars	(Rs. in Lacs)	
	As at March 31, 2022	As at March 31, 2021
(Unsecured, considered good)		
Advances other than capital advances		
Prepaid expenses	4.38	4.70
Advances to suppliers and others	4.14	310.29
Interest receivable	40.07	0.52
Total	48.59	315.51

14 Equity share capital

Particulars	(Rs. in Lacs)	
	As at March 31, 2022	As at March 31, 2021
Authorised:		
10,00,000 (2021: 10,00,000) equity shares of Rs.100/- each	1,000.00	1,000.00
Issued, subscribed & fully paid-up:		
9,23,100 (2021: 9,23,100) fully paid equity shares of Rs.100/- each	923.10	923.10
Total	923.10	923.10

14.1 Rights, preferences and restriction attached to equity shares

The Company has one class of equity shares having a par Value of Rs.100 per share. Each holder of equity Shares is entitled to one vote per share held. The Dividend proposed, if any, by the Board of Directors, if any, is subject to the approval of the shareholders in the ensuing Annual General Meeting, except in case of Interim Dividend. In the event of liquidation, the equity shareholders will be entitled to receive the remaining assets of the Company after distribution of all preferential amounts. The distribution will be in proportion to the number of equity shares held by the equity shareholders.

14.2 Reconciliation of the number of equity shares

Particulars	(Rs. in Lacs)	
	Number of Shares	Amount
Balance as at April 01, 2020	9,23,100	923.10
Add: Equity shares issued during the year	-	-
Balance as at March 31, 2021	9,23,100	923.10
Add: Equity shares issued during the year	-	-
Balance as at March 31, 2022	9,23,100	923.10



14.3 Equity shares held by holding company

Particulars	As at March 31, 2022	As at March 31, 2021
Shiva Global Agro Industries Limited	4,70,781	4,70,781

14.4 Details of shareholders holding more than 5% shares in the company

Particulars	As at March 31, 2022		As at March 31, 2021	
	No. of Shares	% holding in the	No. of Shares	% holding in the
Shiva Global Agro Industries Limited	4,70,781	51.00%	4,70,781	51.00%
Active Vinimay Private Limited	84,969	9.20%	84,969	9.20%
Sushil S. Medewar	57,000	6.17%	57,000	6.17%
Sunil S. Medewar (HUF)	52,500	5.69%	52,500	5.69%

14.5 Shareholding of Promoters

Name of Promoters	No. of Shares	% of total shares*	% Change during the year**
As at March 31, 2022			
Shiva Global Agro Industries Ltd	4,70,781.00	51.00%	0.00%
Active Vinimay Pvt. Ltd.	84,969.00	9.20%	0.00%
Sushil S. Medewar	57,000.00	6.17%	0.00%
Sunil S. Medewar (HUF)	52,500.00	5.69%	0.00%
Shriram U. Medewar	42,000.00	4.55%	0.00%
Sow Vijaya Medewar	41,490.00	4.49%	0.00%
Sow. Sheela Medewar	36,885.00	4.00%	0.00%
Sow. Rupali Medewar	29,205.00	3.16%	0.00%
Sushil S Medewar (HUF)	27,165.00	2.94%	0.00%
Sujeet S. Medewar Visawa Nagar	25,563.00	2.77%	0.00%
Sow. Seema Chintawar	22,055.00	2.39%	0.00%
Sunil S. Medewar	16,500.00	1.79%	0.00%
Sow. Mayuri S. Medewar	8,250.00	0.89%	0.00%
Sujeet S. Medewar (HUF)	7,500.00	0.81%	0.00%
Sow. Kshipra N. Kailaswar	1,237.00	0.13%	0.00%

Name of Promoters	No. of Shares	% of total shares*	% Change during the year**
As at March 31, 2021			
Shiva Global Agro Industries Ltd	4,70,781.00	51.00%	0.00%
Active Vinimay Pvt. Ltd.	84,969.00	9.20%	0.00%
Sushil S. Medewar	57,000.00	6.17%	0.00%
Sunil S. Medewar (HUF)	52,500.00	5.69%	0.00%
Shriram U. Medewar	42,000.00	4.55%	0.00%
Sow Vijaya Medewar	41,490.00	4.49%	0.00%
Sow. Sheela Medewar	36,885.00	4.00%	0.00%
Sow. Rupali Medewar	29,205.00	3.16%	0.00%
Sushil S Medewar (HUF)	27,165.00	2.94%	0.00%
Sujeet S. Medewar Visawa Nagar	25,563.00	2.77%	0.00%
Sow. Seema Chintawar	22,055.00	2.39%	0.00%
Sunil S. Medewar	16,500.00	1.79%	0.00%
Sow. Mayuri S. Medewar	8,250.00	0.89%	0.00%
Sujeet S. Medewar (HUF)	7,500.00	0.81%	0.00%
Sow. Kshipra N. Kailaswar	1,237.00	0.13%	0.00%

* Represents % of shares held, computed based on total number of shares as at 31 March 2022 and 31 March 2021 respectively.

** Represents change in share holding %, computed based on the shares held at the beginning of the year and end of the year of respective holder.



15 Other Equity

(Rs. in Lacs)

Particulars	As at March 31, 2022	As at March 31, 2021
Securities premium	57.75	57.75
General reserve	80.00	70.00
Retained earnings	3,297.83	2,707.54
Equity Instruments Through OCI	3.08	3.20
Remeasurement of defined benefit obligation	(1.48)	(2.23)
Total	3,437.18	2,836.27

i) Securities Premium was created on issue of shares at premium. These reserve can be utilised in accordance with Section 52 of Companies Act 2013.

ii) General reserve are free reserves of the Company which are kept aside out of the Company's profit to meet the future requirements as and when they arise. The Company transfers a portion of profit after tax to general reserve pursuant to the provisions of the erstwhile Companies Act, 1956.

iii) Retained earnings represents the Company's undistributed earnings after taxes.

16 Non-current provisions

(Rs. in Lacs)

Particulars	As at March 31, 2022	As at March 31, 2021
Employee benefits - Gratuity payable	14.02	14.71
Total	14.02	14.71

17 Deferred tax liabilities (net)

(Rs. in Lacs)

Particulars	As at March 31, 2022	As at March 31, 2021
Property, plant and equipment	137.09	131.42
Statutory dues allowable on payment basis	(5.39)	(3.94)
Investments at FVTOCI	0.24	0.26
Defined benefit plans	(0.50)	(0.75)
Total	131.44	126.98

17.1 Movement in above mentioned deferred tax assets and liabilities:

(Rs. in Lacs)

	Opening Balance as on 01/04/2021	Recognized in Profit or loss	Recognized in Equity	Recognized in OCI	Closing Balance as on 31/03/2022
Property, plant and equipment	131.42	5.67	-	-	137.09
Statutory dues allowable on payment	(3.94)	(1.45)	-	-	(5.39)
Investments at FVTOCI	0.26	-	(0.27)	0.26	0.24
Defined benefit plans	(0.75)	-	-	0.25	(0.50)
Total	126.98	4.23	(0.27)	0.51	131.44

	Opening Balance as on 01/04/2020	Recognized in Profit or loss	Recognized in Equity	Recognized in OCI	Closing Balance as on 31/03/2021
Property, plant and equipment	127.47	3.94	-	-	131.42
Statutory dues allowable on payment	(3.05)	(0.89)	-	-	(3.94)
Investments at FVTOCI	-	-	-	0.26	0.26
Defined benefit plans	(0.99)	-	-	0.24	(0.75)
Total	123.43	3.05	-	0.49	126.98

Income tax has been provided for at reduced rate as per section 115BAA of the Income Tax Act, 1961.

Hence, deferred tax has been measured at 25.168% in the above reconciliation of tax expense.



(Rs. in Lacs)		
17.2 Income tax credit/(expense) recognized directly in equity		
Particulars	As at March 31, 2022	As at March 31, 2021
Tax effect on actuarial gains/losses on defined benefit obligations	(0.25)	(0.24)
Tax effect of changes in Fair value of equity instruments	(0.26)	(0.26)
Total	(0.51)	(0.49)

(Rs. in Lacs)		
17.3 Reconciliation of tax expense to the accounting profit is as follows:		
Particulars	As at March 31, 2022	As at March 31, 2021
Accounting profit before tax	783.93	842.55
Tax expense at statutory tax rate 25.168% (2021: 25.168%)	197.30	212.05
Adjustments:		
Effect of expenses that are not deductible in determining taxable profit	2.92	5.77
Tax Effects of amounts which are deductible in calculating taxable income	(3.45)	(9.34)
Effect of change in tax rate	(1.07)	-
Tax expense reported in the Statement of Profit and Loss	195.70	208.48

(Rs. in Lacs)		
17.4 Current tax liabilities (net)		
Particulars	As at March 31, 2022	As at March 31, 2021
Provision for income tax	-	81.49
TOTAL	-	81.49

(Rs. in Lacs)		
18 Other non-current liabilities		
Particulars	As at March 31, 2022	As at March 31, 2021
Advances from customers	-	0.87
Total	-	0.87

(Rs. in Lacs)		
19 Current financial liabilities - Borrowings		
Particulars	As at March 31, 2022	As at March 31, 2021
Secured- at amortised cost		
Working capital loans repayable on demand	1,898.87	139.09
- Rupee loan from bank		
Total	1,898.87	139.09

19.1 Working Capital loan from bank is secured by first pari-passu charge by way of hypothecation of the inventories, book debts, bills for collection present and future and second charge on the entire Property, Plant and Equipment of the Company by way of mortgage and hypothecation in respect of those assets which are first charged to lender. Further, the loan is guaranteed by the personal guarantee of all the directors of the Company except independent directors. The loan carries interest at the rate of 7.80%p.a. (2021: 8.80% p.a.)

19.2 The quarterly returns/statements of current assets filed by the Company with banks in relation to secured borrowings wherever applicable, are in agreement with the books of accounts.



20 Trade Payables

(Rs. in Lacs)

Particulars	As at 31.03.2022	As at 31.03.2021
Micro enterprises and small enterprises (refer note below)	-	-
Other than Micro enterprises and small enterprises (refer note below)	282.59	243.84
Total	282.59	243.84

20.1

Ageing for Trade Payables outstanding as at March 31, 2022 is as follows:

Particulars	With In Due Date	Less than 1 year	1-2 years	2-3 years	More than 3 years	Total
Trade Payables						
i) MSME	-	-	-	-	-	-
ii) Others	1,08,85,524	93,58,515	23,05,248	14,16,353	42,93,636	2,82,59,276
iii) Disputed dues- MSME	-	-	-	-	-	-
iv) Disputed dues- Others	-	-	-	-	-	-
TOTAL	1,08,85,524	93,58,515	23,05,248	14,16,353	42,93,636	2,82,59,276

Ageing for Trade Payables outstanding as at March 31, 2021 is as follows:

Particulars	With In Due Date	Less than 1 year	1-2 years	2-3 years	More than 3 years	Total
Trade Payables						
i) MSME	-	-	-	-	-	-
ii) Others	55,42,160	1,20,06,999	12,44,020	37,20,413	18,70,104	2,43,83,696
iii) Disputed dues- MSME	-	-	-	-	-	-
iv) Disputed dues- Others	-	-	-	-	-	-
TOTAL	55,42,160	1,20,06,999	12,44,020	37,20,413	18,70,104	2,43,83,696

21 Other current financial liabilities

(Rs. in Lacs)

Particulars	As at March 31, 2022	As at March 31, 2021
Accrued Expenses	22.57	13.71
Total	22.57	13.71

22 Other current liabilities

(Rs. in Lacs)

Particulars	As at March 31, 2022	As at March 31, 2021
Advances from customers	6.32	7.71
Statutory dues	5.44	3.72
Total	11.76	11.43

23 Provisions

(Rs. in Lacs)

Particulars	As at March 31, 2022	As at March 31, 2021
Employees benefits	11.73	12.31
Total	11.73	12.31



Notes forming part of the financial statements

24 Revenue from operations		(Rs. in Lacs)	
Particulars	March 31, 2022	March 31, 2021	
Sale of products			
Finished goods	21,735.91	22,907.37	
Traded goods	3,179.63	1,353.79	
Other operating revenues			
Others	17.41	23.34	
Total Revenue from Operations	24,932.94	24,284.50	

25 Other income		(Rs. in Lacs)	
Particulars	March 31, 2022	March 31, 2021	
Interest income	47.85	3.93	
Other non-operating income	22.65	17.68	
Total	70.50	21.60	

26 Cost of materials consumed		(Rs. in Lacs)	
Particulars	March 31, 2022	March 31, 2021	
Raw material consumed			
Inventory at the beginning of the year	297.92	1,277.65	
Add : Purchases (Net)	21,478.72	21,021.76	
	21,776.64	22,299.41	
Less : Inventory at the end of the year	1,554.78	297.92	
Less : Sales made during the year			
Cost of raw material consumed	20,221.87	22,001.49	
Packing material consumed			
Inventory at the beginning of the year	11.46	14.02	
Add : Purchases (Net)	59.06	85.21	
	70.51	99.24	
Less : Inventory at the end of the year	5.96	11.46	
Cost of Packing material consumed	64.55	87.78	
Total	20,286	22,089	

27 Particulars of purchases of stock in trade		(Rs. in Lacs)	
Particulars	March 31, 2022	March 31, 2021	
Oil	-	15.25	
Poultry feed	541.68	67.84	
Other	3,199.10	1,812.66	
Total	3,840.78	1,895.75	

28 Changes in inventories of finished goods and stock in trade		(Rs. in Lacs)	
Particulars	March 31, 2022	March 31, 2021	
Inventories at the beginning of the year			
Finished goods	937.35	203.17	
Traded goods	1,005.81	409.84	
Sub-Total	1,943.16	613.01	
Inventories at the end of the year			
Finished goods	645.42	937.35	
Traded goods	2,027.47	1,005.81	
Sub-Total	2,672.89	1,943.16	
(Increase)/decrease in Stock	(729.73)	(1,330.16)	



29 Employee benefit expense

(Rs. in Lacs)

Particulars	March 31, 2022	March 31, 2021
Salaries, wages & bonus to employees	125.85	131.61
Contribution to provident and other funds	3.86	3.33
Staff welfare expenses	1.90	1.82
Total	131.61	136.76

30 Finance costs

(Rs. in Lacs)

Particulars	March 31, 2022	March 31, 2021
Interest expense	40.19	25.85
Other borrowing costs	5.30	3.90
Total	45.49	29.75

31 Depreciation expense

(Rs. in Lacs)

Particulars	March 31, 2022	March 31, 2021
Depreciation of property, plant and equipment (refer Note 2)	70.22	54.80
Total	70.22	54.80

32 Other expenses

(Rs. in Lacs)

Particulars	March 31, 2022	March 31, 2021
Stores and spares consumed	75.29	47.40
Power and fuel	224.56	290.49
Rent	25.75	16.16
Repairs to building & road	52.45	14.92
Repairs to machinery	15.90	6.00
Insurance	7.40	7.69
Rates and taxes	7.78	9.75
Other manufacturing costs	16.05	17.34
Brokerage and commission	15.33	17.84
Miscellaneous expenses	134.20	159.80
Total	574.72	587.40

32.1 Particulars of payment to auditors included in miscellaneous expenses

(Rs. in Lacs)

Particulars	March 31, 2022	March 31, 2021
Audit fees	2.00	1.75
Taxation matters	0.90	0.75
Company law matters	0.60	0.50
Total	3.50	3.00

33 Earnings per share

(Rs. in Lacs)

Particulars	March 31, 2022	March 31, 2021
1. Net Profit as per the Statement of Profit and Loss attributable to equity shareholders	588.23	634.07
2. Weighted Average Number of Equity Shares outstanding	9,23,100	9,23,100
3. Basic and Diluted Earnings Per Share in Rupee (Face value of Rs.100 per share)	63.72	68.69

34 Micro, Small and Medium Enterprises:

There are no dues outstanding to Micro, Small and Medium Enterprises beyond the due date as at the Balance Sheet date. The above information regarding Micro, Small and Medium enterprises have been determined to the extent such parties have been identified on the basis of information available with the Company and relied upon by the auditors.



35 Related Party Disclosures:
Names of Related parties and the nature of related parties' relationship where control exists:
Holding Company:

1. Shiva Global Agro Industries Limited.

Fellow Subsidiaries:

1. Shiva-Parvati Poultry Feed Private Limited.

2. Ghatprabha Fertilizers Private Limited.

Key Management Personnel

1. Shriram U. Medewar

3. Omprakash K. Gilda

2. Sujeet S. Medewar

4. Narayanlal P. Kalantri

Key Management Personnel of Parent

1. Omprakash K. Gilda

3. Umesh O. Bang

2. Deepak S. Maliwal

4. Rashmi G. Agrawal

Relatives of Key Management Personnel

1. Sunil S. Medewar

9. Deepak S. Maliwal HUF

2. Sushil S. Medewar

10. Shyamsunder S. Maliwal

3. Vijaya S. Medewar

11. Shyamsunder S. Maliwal HUF

4. Rupali S. Medewar

12. Rukhmadevi S. Maliwal

5. Mayuri S. Medewar

13. Mangaladevi S. Maliwal

6. Udhavrao M. Medewar HUF

14. Mohit D. Maliwal

7. Shriram U. Medewar HUF

15. Mohit D. Maliwal HUF

8. Laxminivas N. Kalantri

16. Samta M. Maliwal

Enterprises owned or significantly influenced by group of individuals or their relatives who have control or significant influence over the Company:

1. Active Vinimay Private Limited.

6. Ajay Agencies

2. Shrinivasa Agencies

7. Kalantri Engineering Works

3. Venkateshwara Canvassing

8. Madhu Industries

4. Shrikrishna Canvassing

9. Preeti Enterprises Incorporated

5. Shrinivasa Cold Storage and Warehousing

35.1 Transactions during the year:

(Rs. in Lacs)

Particulars	For the year ended	For the year ended
	March 31, 2022	March 31, 2021
1 Purchase of Goods		
Parent Company:		
Shiva Global Agro Industries Limited	3.89	720.71
Key Management Personnel		
Shriram U. Medewar	2.86	-
Sujeet S. Medewar	2.12	4.55
Deepak Maliwal	2.65	-
Relatives of Key Management Personnel		
Sunil S. Medewar	2.84	2.71
Sushil S. Medewar	3.12	1.85
Sadanand U. Medewar	-	3.57
Shriram Medewar HUF	6.69	6.32
Sujeet S. Medewar HUF	6.67	2.15
Sunil Shriram Medewar (HUF)	7.44	2.70
Sushil Shriram Medewar (HUF)	6.19	-
Rupali S. Medewar	2.41	-
Vijaya S. Medewar	3.12	0.93
Mayuri S. Medewar	3.76	-
Mohit D. Maliwal	5.62	-
Rekha D. Maliwal	4.71	-
Mohit D. Maliwal HUF	4.69	-



Samta M. Maliwal	2.68	-
Shyamsunder Maliwal	4.73	-
Rukhmadevi S. Maliwal	4.66	-
Deepak S. Maliwal HUF	5.95	-
Enterprises owned or significantly influenced by group of individuals or their relatives		
Kalantri Engineering Works	0.07	3.35
Madhu Industries	1.75	-
Shrinivasa Cattle Feeds Pvt Ltd	-	9.74
Shiva-Parvati Poultry Feed Pvt. Ltd.	-	15.28
	88.64	773.88
2 Remuneration		
Key Management Personnel		
Omprakash K. Gilda	7.80	7.80
Sujeet S. Medewar	23.40	23.40
Relatives of Key Management Personnel		
Mohit D. Maliwal	1.95	7.80
Laxminivas N. Kalantri	7.80	7.80
Rupali S. Medewar	4.68	4.68
Shyamsunder Maliwal	5.85	-
	51.48	51.48
3 Services Received		
Enterprises owned or significantly influenced by group of individuals or their relatives		
Kalantri Engineering Works	0.49	-
Preeti Enterprises Incorporated	3.16	0.35
Madhu Industries	-	0.53
Shrikrishna Canvassing	0.11	0.01
Ravito Engineering Corporation	2.41	-
Dhanraj Enterprises	4.15	-
	10.32	0.88

35.2 Outstanding balances as at the year end:

(Rs. in Lacs)

Sr No	Particulars	As at March 31, 2022	As at March 31, 2021
1 Key Management Personnel			
	Omprakash K. Gilda	-	(0.60)
	Sujeet S. Medewar	-	(1.46)
2 Relatives of Key Management Personnel			
	Mohit D. Maliwal	-	0.60
	Laxminivas N. Kalantri	-	0.60
	Rupali S. Medewar	-	0.38
	Shyamsunder Maliwal	-	-
3 Enterprises owned or significantly influenced by group of individuals or their relatives			
	Madhu Industries	(0.05)	-
	Shrikrishna Canvassing	(0.11)	-

Note:

- No amounts in respect of related parties have been written off / written back during the year, nor has any provision been made for doubtful debts / receivables during the year.
- Related party relationships have been identified by the management and relied upon by the Auditors.
- Related party transactions have been disclosed on basis of value of transactions in terms of the respective contracts.
- Terms and conditions of sales and purchases: the sales and purchases transactions among the related parties are in the ordinary course of business based on normal commercial terms, conditions, market rates and memorandum of understanding signed with the related parties.
- Figures in the brackets represents trades payables/other liabilities.



36 Employee benefits:

As per Ind AS -19 " Employee Benefits", the disclosure of employee benefits are given below:

Defined contribution plan:

(Rs. in Lacs)

Particulars	2021-22	2020-21
Employer's contribution to Provident fund	2.91	2.26
Employer's contribution to employee's state insurance	0.95	1.07

Defined benefit plan and other long term employee benefits: Gratuity plan**Gratuity Plan :**

The company operates gratuity plan wherein every employee is entitled to the benefit equivalent to fifteen days salary last drawn for each completed year of service. The same is payable on termination of service or retirement whichever is earlier. The benefit vests after five years of continuous service. The Company provides for the liability in its books of accounts based on the actuarial valuation.

Reconciliation of opening and closing balances of the present value of the defined benefit obligation

(Rs. in Lacs)

PARTICULARS	Gratuity (Unfunded)	
	As at March 31, 2022	As at March 31, 2021
Present Value of Defined Benefit Obligation at the Beginning of the	18.65	16.06
Interest Cost	1.27	1.09
Current Service Cost	2.50	2.44
Past Service Cost	-	-
Liability Transferred In/ Acquisitions	-	-
(Liability Transferred Out/ Divestments)	-	-
(Gains)/ Losses on Curtailment	-	-
(Liabilities Extinguished on Settlement)	-	-
(Benefit Paid Directly by the Employer)	-	-
(Benefit Paid From the Fund)	-	-
The Effect Of Changes in Foreign Exchange Rates	-	-
Actuarial (Gains)/Losses on Obligations - Due to Change in Demographic A	-	-
Actuarial (Gains)/Losses on Obligations - Due to Change in Financial Assun	-	-
Actuarial (Gains)/Losses on Obligations - Due to Experience	(1.00)	(0.95)
Present Value of Benefit Obligation at the End of the Period	21.42	18.65

Amount recognised in the balance sheet

(Rs. in Lacs)

PARTICULARS	As at March 31, 2022	As at March 31, 2021
(Present Value of Benefit Obligation at the end of the Period	(21.42)	(18.65)
Fair Value of Plan Assets at the end of the Period	-	-
Funded Status (Surplus/ (Deficit))	(21.42)	(18.65)
Net (Liability)/Asset Recognized in the Balance Sheet	(21.42)	(18.65)

Amount recognised as expense in the profit and loss

(Rs. in Lacs)

PARTICULARS	As at March 31, 2022	As at March 31, 2021
Current Service Cost	2.50	2.44
Net Interest Cost	1.27	1.09
Past Service Cost	-	-
(Expected Contributions by the Employees)	-	-
(Gains)/Losses on Curtailments And Settlements	-	-
Net Effect of Changes in Foreign Exchange Rates	-	-
Expenses Recognized in Profit & Loss Account	3.77	3.53



Amount recognised as expense in the Other Comprehensive Income

(Rs. in Lacs)

PARTICULARS	As at March 31, 2022	As at March 31, 2021
Actuarial (Gains)/Losses on Obligation For the Period	(1.00)	(0.95)
Return on Plan Assets, Excluding Interest Income	-	-
Change in Asset Ceiling	-	-
Net (Income)/Expense For the Period Recognized in OCI	(1.00)	(0.95)

Sensitivity Analysis

(Rs. in Lacs)

PARTICULARS	As at March 31, 2022	As at March 31, 2021
Projected Benefit Obligation on Current Assumptions	21.42	18.65
Delta Effect of +1% Change in Rate of Discounting	(1.67)	(1.93)
Delta Effect of -1% Change in Rate of Discounting	1.96	2.30
Delta Effect of +1% Change in Rate of Salary Increase	0.95	1.25
Delta Effect of -1% Change in Rate of Salary Increase	(0.83)	(1.07)
Delta Effect of +1% Change in Rate of Employee Turnover	0.58	0.56
Delta Effect of -1% Change in Rate of Employee Turnover	(0.64)	(0.62)

The sensitivity analysis have been determined based on reasonably possible changes of the respective assumptions occurring at the end of the reporting period, while holding all other assumptions constant. As valuations are based on certain assumptions which are dynamic in nature and vary over time, hence company is exposed to various risks as follows :

- a) Salary Increase : Increase in salary increase rate assumption in future valuations will also increase the liability.
- b) Mortality & disability – Actual deaths & disability cases proving lower or higher than assumed in the valuation can impact the liabilities.
- c) Withdrawals – Actual withdrawals proving higher or lower than assumed withdrawals and change of withdrawal rates at subsequent valuations can impact plan's liability.

The sensitivity analysis presented above may not be representative of the actual change in the projected benefit obligation as it is unlikely that the change in assumptions would occur in isolation of one another as some of the assumptions may be correlated.

Furthermore, in presenting the above sensitivity analysis, the present value of the projected benefit obligation has been calculated using the projected unit credit method at the end of the reporting period, which is the same method as applied in calculating the projected benefit obligation as recognised in the balance sheet.

37 Financial Instruments:

i) **Accounting Classifications** : a) The fair values of the financial assets and liabilities are included at the amount at which the instrument could be exchanged in a current transaction between willing parties, other than in a forced or liquidation sale.

b) The following methods and assumptions were used to estimate the fair values:

1. Fair value of cash and short-term deposits, trade and other short term receivables, trade payables, other current liabilities, short term loans from banks and other financial institutions approximate their carrying amounts largely due to short term maturities of these instruments.

2. Financial instruments with fixed and variable interest rates are evaluated by the Company based on parameters such as interest rates and individual credit worthiness of the counterparty. Based on this evaluation, allowances are taken to account for expected losses of these receivables. Accordingly, fair value of such instruments is not materially different from their carrying amounts.

ii) **Fair Value Measurement** : The Company uses the following hierarchy for determining and disclosing the fair value of financial instruments by valuation technique:

Level 1: Quoted (unadjusted) prices in active markets for identical assets or liabilities.

Level 2: Other valuation techniques for which all inputs which have a significant effect on the recorded fair value are observable, either directly or indirectly.

Level 3: Techniques which use inputs that have a significant effect on the recorded fair value that are not based on observable market data.



The following table presents carrying value and fair value of financial instruments by categories and also fair value hierarchy of assets and liabilities measured at fair value :

a. Financial assets

(Rs. in Lacs)

PARTICULARS	Instruments carried at fair value			Instruments carried at amortized cost		Total carrying Amount
	FVTOCI	FVTPL	Total Fair Value (A)	Carrying amount (B)	Fair value	
As at March 31, 2021						
Cash & Cash Equivalents	-	-	-	4.81	4.81	4.81
Investments:						
Equity Securities and other	42.25	-	42.25	-	-	42.25
Trade Receivables	-	-	-	489.40	489.40	489.40
Bank Balances other above	-	-	-	25.10	25.10	25.10
Other Financial Assets	-	-	-	13.24	13.24	13.24
Total	42.25	-	42.25	532.55	532.55	574.79
As at March 31, 2022						
Cash & Cash Equivalents	-	-	-	8.00	8.00	8.00
Investments:						
Equity Securities and other	94.58	-	94.58	150.00	150.00	244.58
Trade Receivables	-	-	-	301.92	301.92	301.92
Bank Balances other above	-	-	-	26.72	26.72	26.72
Loans and Advances	-	-	-	500.00	500.00	500.00
Other Financial Assets	-	-	-	16.59	16.59	16.59
Total	94.58	-	94.58	1,003.23	1,003.23	1,097.81

b. Financial liabilities

(Rs. in Lacs)

PARTICULARS	Instruments carried at fair value		Instruments carried at amortized cost		
	FVTPL	Total carrying amount and fair value (A)	Carrying amount (B)	Fair value	Fair value
As at March 31, 2021					
Borrowings	-	-	139.09	139.09	139.09
Trade Payables	-	-	243.84	243.84	243.84
Other Financial Liabilities	-	-	13.71	13.71	13.71
Total	-	-	396.64	396.64	396.64
As at March 31, 2022					
Borrowings	-	-	1,898.87	139.09	139.09
Trade Payables	-	-	282.59	282.59	282.59
Other Financial Liabilities	-	-	22.57	22.57	22.57
Total	-	-	2,204.04	444.26	444.26

c. Fair value estimation

For financial instruments measured at fair value in the Balance Sheet, a three level fair value hierarchy is used that reflects The categories used are as follows:

- Level 1: quoted prices for identical instruments
- Level 2: directly or indirectly observable market inputs, other than Level 1 inputs; and
- Level 3: inputs which are not based on observable market data.

There were no significant changes in classification and no significant movements between the fair value hierarchy classifications of financial assets and financial liabilities during the period.

(Rs. in Lacs)

	Level 1	Level 2	Level 3
As at March 31, 2021			
Assets at fair value			
Investments	42.25	-	-
Liabilities at fair value	-	-	-
As at March 31, 2022			
Assets at fair value			
Investments	94.58	-	-
Liabilities at fair value	-	-	-



38 Capital management:

The Company's capital management objective is to maximise the total shareholder return by optimising cost of capital through flexible capital structure that supports growth. Further, the Company ensures optimal credit risk profile to maintain/enhance edit rating.

The Company determines the amount of capital required on the basis of annual operating plan and long-term strategic plans. The funding requirements are met through internal accruals and long-term/short-term borrowings. The Company monitors the capital structure on the basis of Net debt to equity ratio and maturity profile of the overall debt portfolio of the Company. For the purpose of capital management, capital includes issued equity capital, securities premium and all other reserves. Net debt includes all long and short-term borrowings as reduced by cash and cash equivalents and inter-corporate deposits with financial institutions.

The following table summarises the capital of the Company:

(Rs. in Lacs)

PARTICULARS	As at March 31, 2022	As at March 31, 2021
EQUITY	4,360.28	3,759.37
Short-term borrowings and current portion of long-term debt	1,898.87	139.09
Long-term debt	-	-
Cash and cash equivalents	(8.00)	(4.81)
Net debt	1,890.87	134.28
Total capital (equity + net debt)	6,251.16	3,893.65
Net debt to capital ratio	0.30	0.03

39 Risk management strategies:**Financial Risk Management:**

The Company's principal financial liabilities comprise loans and borrowings, advances and trade and other payables. The purpose of these financial liabilities is to finance the Company's operations and to provide to support its operations. The Company's principal financial assets include loans, trade and other receivables, and cash and cash equivalents that derive directly from its operations.

The Company's activities exposes it to Liquidity Risk, Market Risk and credit risk. The Board of Directors reviews and agrees policies for managing each of these risks, which are summarised as below:

a) Liquidity risk

The risk that an entity will encounter difficulty in meeting obligations associated with financial liabilities that are settled by delivering cash or another financial asset. Liquidity risk management implies maintaining sufficient cash including availability of funding through an adequate amount of committed edit facilities to meet the obligations as and when due.

The Company manages its liquidity risk by ensuring as far as possible that it will have sufficient liquidity to meet its short term and long term liabilities as and when due. Anticipated future cash flows, unawn committed edit facilities are expected to be sufficient to meet the liquidity requirements of the Company.

(i) Financing arrangements

The Company has access to the following undrawn borrowing facilities as at the end of the reporting period:

(Rs. in Lacs)

	As at March 31, 2022	As at March 31, 2021
Secured working capital edit facility from Bank	101.13	1,860.91



(ii) The following is the contractual maturities of the financial liabilities:

(Rs. in Lacs)

	Carrying amount	Total	Payable on demand	Upto 12 months	More than 12 months
As at March 31, 2021					
Non-derivative liabilities					
Borrowings	139.09	139.09	139.09	-	-
Trade payables	243.84	243.84	-	243.84	-
Other Financial Liabilities	13.71	13.71	-	13.71	-
As at March 31, 2022					
Non-derivative liabilities					
Borrowings	1,898.87	1,898.87	1,898.87	-	-
Trade payables	282.59	282.59	-	282.59	-
Other Financial Liabilities	22.57	22.57	-	22.57	-

b) Market Risk

Market risk is the risk that the fair value of future cash flows of a financial instrument will fluctuate because of changes in market prices. Market risk comprises three types of risk: interest rate risk, currency risk and other price risk, such as commodity risk. Financial instruments affected by market risk includes investment, deposits, foreign currency receivables and payables. The Company's senior management team manages the Market risk, which evaluates and exercises independent control over the entire process of market risk management.

(i) Foreign Currency Risk

Foreign currency risk can only arise on financial instruments that are denominated in a currency other than the functional currency in which they are measured. The Company's functional and presentation currency is INR. The Company does not have any foreign currency transactions and hence is not exposed to the Foreign Currency Risks.

(ii) Interest rate risk

Interest rate risk is the risk that the fair value of future cash flows of the financial instruments will fluctuate because of changes in market interest rates. The Company's Long term borrowings have fixed rate of interest and carried at amortised costs. Hence, the Company is not subject to the interest rate risk since neither the carrying amount nor the future cash flows will change due to change in the market interest rates.

Working capital facility is as per contractual terms, primarily of short term in nature, which does not exposes company to significant interest rate risk.

c) Credit risk

Credit risk arises when a counterparty defaults on its contractual obligations to pay, resulting in financial loss to the Company. The Company is exposed to credit risk from its operating activities (primarily trade receivables) and from its financing activities, including deposits with banks and other financial instruments. The Company has adopted a policy of only dealing with editworthy counterparties as a means of mitigating the risk of financial loss from defaults. The Company's exposure and edit ratings of its counterparties are continuously monitored based on the counterparty's past performance and business dynamics. edit exposure is controlled by counterparty limits that are reviewed and approved by the senior management at regular intervals.

Trade receivables consist of a large number of customers. Ongoing edit evaluation is performed on the financial condition and performance of accounts receivable. The average edit period is about 90 days. The Company's trade and other receivables consists of a large number of customers, hence the Company is not exposed to concentration risk. The maximum exposure to the credit risk at reporting date is primarily from trade receivables amounting to Rs.3,01,92,166/-.

The credit risk on cash and bank balances is limited because the counterparties are banks with high edit ratings assigned by edit rating agencies.

The Company has not recorded any impairment of receivables relating to amounts owed by related parties for years ended March 2021 and March 2022 because it has evaluated their credit risk as low considering the financial stability of the ultimate parent.



40 Contingent Liabilities:

(Rs. in Lacs)

Particulars	As at March 31, 2022	As at March 31, 2021
(to the extent not provided for)		
Claims against the Company not acknowledged as debts on account of : Sales tax dues	2.99	2.99
Total	2.99	2.99

41 Segment Reporting:

The Company's operations predominantly relate to solvent business. The Chief Operating Decision Maker (CODM) reviews the operations of the Company as one operating segment. Hence no separate segment information has been furnished.

42 Ratio Analysis and its elements:

Ratio	31-03-2022	31-03-2021	Change in %	Reasons for variance
Current Ratio	2.32	6.20	-62.56%	
Debt-Equity Ratio	0.44	0.04	1077.07%	
Debt Service Coverage Ratio	N/A	N/A	N/A	
Return on Equity	0.14	0.25	-42.48%	
Inventory Turnover Ratio (Days)	7.16	10.81	-33.73%	
Trade Receivables turnover ratio (Days)	63.02	16.57	280.35%	
Trade payables turnover ratio (Days)	96.42	92.57	4.16%	
Net capital turnover ratio	8.47	9.30	-9.00%	
Net Profit Ratio	0.01	0.01	-8.57%	
Return on Capital employed	0.13	0.22	-40.11%	
Return on Investment	0.25	0.11	135.75%	

42.1 Formula used to compute ratios:

Ratio	Formula
Current Ratio	Current Assets/ Current Liabilities
Debt-Equity Ratio	Total Debt (1)/ Total Equity
Debt Service Coverage Ratio	Earnings Available for debt Services (2)/ Interest+ Principal Repayments
Return on Equity	PAT/ Average Equity
Inventory Turnover Ratio (Days)	Cost of material consumed+ Purchase of stock in trade+ Change in
Trade Receivables turnover ratio (Days)	Revenue from Operations/ Average Trade Receivables
Trade payables turnover ratio (Days)	Purchases / Average Trade Payable
Net capital turnover ratio	Revenue from Operations/ Working Capital
Net Profit Ratio	Profit for the year/ Turnover
Return on Capital employed	EBIT/ Capital Employed (3)
Return on Investment	Interest income/ Current and Non current deposits

Notes:

1. Total Debt includes non current and current borrowings.
2. Net profit after taxes + Non- cash operating expenses+ Interest+Other adjustment like Loss on sale of fixed assets etc.
3. Total Equity + Financial Liabilities (Borrowings) + Deferred tax liabilities



43 Corporate Social Responsibility:

As per Section 135 of the Companies Act, 2013 ("Act"), a company, meeting the applicability threshold, needs to spend at least 2% of its average net profit for the immediately preceding three financial years on corporate social responsibility (CSR) activities.

The CSR activities of the Company are in line with the Schedule VII of the Act.

(Rs. in Lacs)

a) Gross amount required to be spent by the company during the year is Rs.			12.49
b) Amount spent during the year on:			
Particulars	2021-2022	2020-2021	
(i) Construction / acquisition of any asset	-	N.A.	
(ii) On purposes other than (i) above	-	N.A.	
c) Shortfall at the end of the year			
Particulars	2021-2022	2020-2021	
(i) Construction / acquisition of any asset	-	N.A.	
(ii) On purposes other than (i) above	12.49	N.A.	
d) Total of previous years shortfall-			
Particulars	2021-2022	2020-2021	
(i) Construction / acquisition of any asset	-	N.A.	
(ii) On purposes other than (i) above	-	N.A.	
e) Reason for shortfall-			
The Company was unable to spend the CSR amount due to ongoing COVID-19 pandemic. The company is in the process of identifying the local areas where the amount of CSR shall be spent. The unspent CSR amount of Rs. 12.48 lakhs for the financial year 2021-22 will be transferred to fund in accordance with provisions of the Companies Act, 2013 read with rules made thereunder.			

44 Other statutory information

- (i) The Company does not have any Benami property, where any proceeding has been initiated or pending against the Company for holding any Benami property.
- (ii) The Company does not have any charges or satisfaction which is yet to be registered with ROC beyond the statutory period.
- (iii) The Company has not been declared wilful defaulter by any bank or financial institution or government or any government authority.
- (iv) The Company has not traded or invested in Crypto currency or Virtual Currency during the financial year.
- (v) The Company does not have any such transaction which is not recorded in the books of accounts that has been surrendered or disclosed as income during the year in the tax assessments under the Income Tax Act, 1961 (such as, search or survey or any other relevant provisions of the Income Tax Act, 1961).

- 45 Previous period / year figures have been regrouped/reclassified, where necessary, to conform to the current period / year classification.

In terms of our report attached

For Falor Jhavar Khatod & Co.

Chartered Accountants

Firm Registration No. 104223W



CA Jaiprakash S. Falor

Partner

Membership No. 043337



For and on behalf of the Board of Directors



Sujeet S. Medewar

Director

DIN 00941386



Narayanlal P. Kalantri

Director

DIN 00486333



Rashmi G. Agrawal

Company Secretary

Dated: May 30, 2022

Place: Nanded